



OCTOBER 2023

# SOUTHERN TRAILS

## HARD LESSONS

DRIVERS TAKE THE TEST

**MONKEY MAGIC**

ADVENTURES ON MONKEY GUM

**CALLING ALL DRIVERS**

RECRUITING THE NEXT GEN OF TRAINERS

**.....AGM NEXT MEMBER MEETING**





# DIRECTORY

## COMMITTEE

### **PRESIDENT:**

Andy Squire  
[president@st4wdc.com.au](mailto:president@st4wdc.com.au)

### **VICE PRESIDENT:**

Paul Kerr  
[vpresident@st4wdc.com.au](mailto:vpresident@st4wdc.com.au)

### **SECRETARY:**

Roland Pittar  
[secretary@st4wdc.com.au](mailto:secretary@st4wdc.com.au)

### **TREASURER:**

Jim Anderson  
[treasurer@st4wdc.com.au](mailto:treasurer@st4wdc.com.au)

### **MEMBERSHIP SECRETARY:**

Lynne Donaldson  
[membership@st4wdc.com.au](mailto:membership@st4wdc.com.au)

### **EVENTS AND TRIPS COORDINATOR:**

Michael Patrick  
[trips@st4wdc.com.au](mailto:trips@st4wdc.com.au)

### **PUBLICATIONS COORDINATOR:**

Ann Ronning  
[publications@st4wdc.com.au](mailto:publications@st4wdc.com.au)

### **EDUCATION COORDINATOR:**

Bronwyn Squire  
[education@st4wdc.com.au](mailto:education@st4wdc.com.au)

### **PROPERTY COORDINATOR:**

Brad Wells  
[property@st4wdc.com.au](mailto:property@st4wdc.com.au)

### **PUBLIC RELATIONS COORDINATOR:**

Shea Jost  
[public@st4wdc.com.au](mailto:public@st4wdc.com.au)

### **INFORMATION COORDINATOR:**

Matthew Maddigan  
[information@st4wdc.com.au](mailto:information@st4wdc.com.au)

### **GENERAL COMMITTEE MEMBERS:**

Francoise Zaalén-Arbaut  
[clothing@st4wdc.com.au](mailto:clothing@st4wdc.com.au)  
Michael Kerr  
[general2@st4wdc.com.au](mailto:general2@st4wdc.com.au)  
Ethan Taylor  
[general3@st4wdc.com.au](mailto:general3@st4wdc.com.au)  
Vacant  
[general4@st4wdc.com.au](mailto:general4@st4wdc.com.au)

## GENERAL MEETINGS

Canberra Deakin Football Club, Grose St, Deakin  
at 7:30pm on the second Tuesday of each month.

General meetings are where Club members and visitors can meet and get information on past and future Club activities in an informal atmosphere.

Meetings regularly feature talks from experts on topics of interest, and reports on past trips. Visitors can introduce themselves, there is a raffle with generous prizes and a coffee break for catching up with other members.

Ideas for guest speakers are welcome, please don't hesitate to contact the Committee if you know of someone who could make an interesting and topical presentation. Many members gather before the meeting to enjoy a meal or a drink at the club.

## TRIPS AND EVENTS

An important element, some may say the lifeblood of the Club is our trips and events calendar. Any member can run a trip or event once approved by the Committee, it's a very rewarding experience.

If you've been thinking of booking a trip or event, head to the How to Book for a Trip section of the website where you will find step by step instructions. You can propose your trip or event using the Online Form and there is a wealth of material in the Information for Trip Leaders page and also from experienced trip leaders who are always keen to help you run your trip or event successfully.

## CLUB BANK ACCOUNT

Membership fees are paid through the Club's website. For other financial transactions, the Club's bank account details are:

Bank:	Bank Australia
Account Name:	ST4WDC
BSB Number:	313 140
Account Number:	1213 0617

When transferring payments please include your name and the reason for the transfer, e.g. "J Smith clothing", "J Smith renew 2023", etc.

## PUBLICATIONS

### **Website:**

Information regarding the Club, our activities, sponsors, and membership is available on our website at [www.st4wdc.com.au](http://www.st4wdc.com.au).

### **Facebook:**

The ST4WDC page includes posts regarding Club activities and sponsors [www.facebook.com/st4wdc/](https://www.facebook.com/st4wdc/).

### **Southern Trails:**

Contribute to ST4WDC monthly newsletter. Trip reports, member profiles, relevant articles, and classified advertisements are welcome, as are photographs and illustrations. Closing date for contributions is the first Tuesday of the month. Send contributions to [publications@st4wdc.com.au](mailto:publications@st4wdc.com.au).

# FOUR WHEEL DRIVE AUSTRALIA

## CODE OF ETHICS

ST4WDC is affiliated with Four Wheel Drive Australia and we promote responsible four wheel driving. We should all observe and support this Code of Ethics. Remember, image is difficult to change.

- Obey the laws and regulations for Recreational Vehicles that apply to public lands.
- Respect the cultural, heritage and environmental values of public/private land, by obeying restrictions that may apply.
- Respect our flora and fauna. Stop and look, but never disturb.
- Keep to formed vehicle tracks.
- Keep the environment clean. Carry your own, and any other, rubbish out.
- Keep your vehicle mechanically sound and clean to reduce the environmental impact.
- Adopt minimal impact camping and driving practices.
- Seek permission before driving on private land. Do not disturb livestock or watering points, leave gates as found.
- Take adequate water, food, fuel, basic spares and a first aid kit on trips. In remote areas travel with another vehicle and have Royal Flying Doctor Service, or equivalent emergency contact by radio or satellite.
- Plan ahead and lodge trip details with a responsible person.
- Enjoy your recreation and respect the rights of others.
- Support four-wheel drive touring as a legitimate family activity.
- Consider joining an affiliated four-wheel drive Club.



This Code supports the National Recreational Four Wheel Drive Vehicle Policy. Produced by [Four Wheel Drive Australia](#) in the interest of promoting responsible vehicle use. For advice and assistance in meeting the requirements of this Code of Conduct contact the [Secretary](#)



# CONTENTS

---

1	<b>PRESIDENT'S REPORT</b> Thanks to the committee	8	<b>TRIP REPORT: MONEY GUM</b>
3	<b>MEMBERSHIP MATTERS</b>	11	<b>INTERMEDIATE DRIVING COURSE WRAP UP</b>
5	<b>SOCIAL CLUB CALENDAR</b>	16	<b>TRIPS AND EVENTS</b>
6	<b>HAVE YOU HEARD?</b> <ul style="list-style-type: none"><li>• Trainee instructor recruitment</li></ul>	21	<b>MEMBER TRAVELS</b>
		24	<b>CLASSIFIEDS</b>
		26	<b>CLOTHING</b>



Mataranka, NT

# PRESIDENT'S REPORT

BY ANDY SQUIRE

The Committee sat and looked wistfully around. It had been a good year and they were saddened by the upcoming elections. Who would be returning? Would they stay together? Would there be new members? The uncertainty had caused sleepless nights and they longed for some reassurance that things would continue as normal.

*There was tension in the air. The Committee sat in trepidation. There had been a frank and open debate with a robust exchange of ideas. And now the Chair was about to call for a vote. Would they be forced to make a decision? Or could they filibuster? No one knew; they were entering new territory.*

“Oh Great and Powerful Constitution” intoned the Chair, “We beseech thy guidance and the wisdom of thy content, supported by thy By-Laws and all the Policies”. “Hear Hear” clamoured the Committee. “I declare the meeting open” uttered the Chair. “We will now take the reading from the Minutes of the previous meeting”.

*“Dang Man! You can’t say that!” muttered the Committee Member. “You’ll raise all sorts of expectations from the Membership. They’ll want something done!” “Isn’t that why we’re here?” prompted the Chair. “Yeah, but if we do stuff then we set a dangerous precedent.” There were rumblings around the room; not everyone agreed. “But we’ve discussed this for over an hour, and at every Committee meeting for the last 11 years” said one long-term member. “We’ve tried it before, and it just doesn’t work”. “Well, bugger it. Let’s just go home then” said another member.*

After seven years on the Committee, five as President, I might write a book. Do you reckon I have any good openings in that lot? Could be a best seller. But more seriously, the Committee has kept the club ticking along. There is always more that can be done, but those of you who have been involved in Committees know, it takes a while. Trying to convince all members that something is a good idea can take time. And sometimes we think we see a problem that just doesn’t exist; quite often we seem to revisit something that was tried five, ten or more years ago; doesn’t mean we shouldn’t, but perhaps we need to assess if it really is an issue, and look more broadly at whether there are other ways to address the problem.

And other times we are simply reacting to things that come up now.





---

But as this is the last President Piece for this Committee, I would like to extend thanks to all the Committee Members for their efforts over the last 12 months. I would like to thank those club members who have conducted training (the DTU), led trips, organised social events, acted as Delegates to the Association, and given us feedback on what you think and want. We try to operate in the best interest of the membership, but unless you tell us what you want, we just don't know (watch out, a camel is just a horse designed by a committee).

So, a BIG THANK YOU to all those who have contributed to the successful running of the club. You know who you are.

And with that, I'm out of here. See you at the AGM; perhaps you will have to listen to my ramblings for another 12 months. Who knows?

And by the way, don't expect too much: "A Committee is a group of the unprepared, appointed by the unwilling to do the unnecessary".

See you on the tracks.

*Andy*





# MEMBERSHIP MATTERS

BY LYNNE DONALDSON  
MEMBERSHIP SECRETARY

The birds are chirping, and the sun is shining. Perfect weather to get out and enjoy life!

After careful consideration, I have re-nominated for Membership again. I am looking forward to the following year and what we can achieve as a committee. If you have any Membership queries/ thoughts, please come and see me for a chat as I am very happy to take back to the committee to discuss.

If you have any family members on your account and they have turned 21, can you please let me know so that we can discuss if they want to upgrade or be removed from your membership.

It's been another busy Month for Membership, as people start to come out of hibernation there will more trips /activities up on the calendar.

We have had three new owner members join the Club in the Month of September.

Please welcome the following new members:

## Welcome

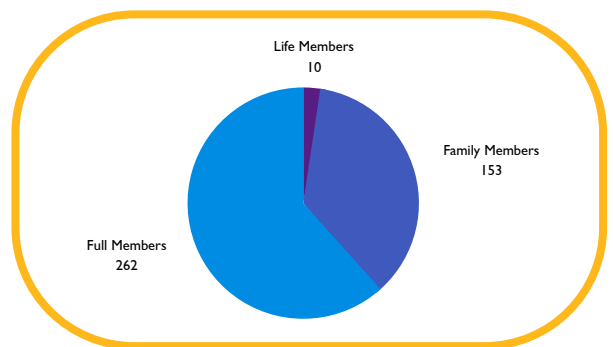
**RUAIRI, EMMA, (ALBI + ROBBIE) TAYLOR**

**- VOLKSWAGON AMAROK**

**SCOTT AND KIM BLAND - TOYOTA PRADO**

**DAVID TATE - JEEP WRANGLER**

When your membership renewal is due, please hop onto the website and renew through the renewal form. You can also update your profile this way too. Also, if you need a new club sticker, come and see me at a meeting. Trips, events and the social committee have been busy organising a lot of activities and our calendar is looking full! Look up the list of upcoming events and put your name down to start making connections within the club and get out there and enjoy our country!



## MEMBER BENEFITS

- Shop with our Sponsors. Mention you are a member for discounts on 4WD and camping gear.
- Pick up a 2023 4WD NSW & ACT Association sticker at the Club member meetings.
- If you're waiting for driver training, you can still attend the grade 1 and 2 trips and any social activities.
- Say hello to any new faces at our meetings, and thanks to those who volunteer at the visitors' table.

If you have any membership queries or want to chat, do not hesitate to contact me [at membership@st4wdc.com.au](mailto:membership@st4wdc.com.au) or 0412 251 528.

Till next month,

*Lynne*



This month, we get to know Club members Thommo and Julie Buttriss

# Member Spotlight

WHY DID YOU JOIN THE ST4WDC CLUB?

We joined in 2001

WHAT TRIP IS ON YOUR BUCKET LIST?

Another Arnhem Land trip or maybe Tasmania

WHAT HAVE YOU FOUND TO BE THE BEST PART OF JOINING ST4WDC?

- Finding great camps
- Longterm friendships
- Discovering Australia with friends

IN WHAT WAYS DO YOU CONTRIBUTE TO THE CLUB?

Driver Training Team Members for 15/17 years. Part of the enormous team that set up Talooge for Driver Training events and working bees. Weed management and track maintenance, Christmas parties and trip leaders.

WHAT HAS BEEN YOUR MOST ENJOYABLE TRIP?

The first trip east from Byron Bay to Steep Point in the west and the rest. There are just too many!!.

HOW LONG HAVE YOU BEEN A MEMBER?

22 years



# SOCIAL CLUB ACTIVITIES

Fri 17 Nov

The Last TGIF

Capital Brewing Co  
[Book Now](#)

# CHRISTMAS

*At  
Burrinjuck*

SATURDAY 9 AND  
SUNDAY 10  
DECEMBER

Get ready for a cracker of a Christmas celebration.  
Join fellow members for some good times and fun  
activities.

## Saturday 9 December

- from 5pm BBQ (Club sponsored)
- 7pm Dirty Santa ([curious about the game](#)) - \$20 gift limit

## Sunday 10 December

- 9am Donuts and Danishes
- 9.30am Tally up and announce winners of the fishing competition.

## Fishing Competition:

- Start 3pm Saturday 9 December
- Finish 9am Sunday 10 December
- Rules - Take a photo of your catch (try to photograph all you catch at one time for ease of counting or before release)
- Redfin and carp must be killed and cannot return to the water dead or alive
- Get a [fishing license](#)
- Bring your own equipment and bait

Remember to book your camping spot or cabin at Burrinjuck Waters Holiday Park.

**MORE INFO WILL BE EMAILED SOON**  
**RSVP YOU ARE ATTENDING**

## DO YOU WANT TO BECOME A ST4WDC DRIVING INSTRUCTOR?

The Club's Driver Training Unit (DTU) is intending to commence a new Trainee Driver Trainer cohort next year. We are seeking to appoint three trainee driver trainers who are committed to attending all basic driver training weekends (four a year), the sand and water course weekend, basic and intermediate winching weekends, and intermediate driving weekend (we recognise that we are all volunteers and unavoidable events arise, but a basic commitment is essential to progress as a cohort). Validation is through a final weekend which covers demonstration of driving, demonstration of course delivery, and a theory exam. The minimum time period to complete the trainee driver training program is over two years, but individuals and cohorts can take longer before validation. The DTU aspires to achieve a gender balance within the team, so if you are a lady driver please consider nominating.

To meet the minimum standards required by the club to be approved as a ST4WDC Trainee Instructor, individuals must

- be a current financial member of the club as determined by the Club's By-Laws,
- have been a financial member of the club as determined by the Club's By-Laws for a minimum of two (2) years,
- have participated in a minimum of four club trips to Grade 3 standard or higher within the last two years,
- apply in writing to the Education Coordinator, and therefore Chief Driving Instructor,
- and be approved by the Chief Driving Instructor and the Committee to join the Trainee Program.



# HAVE YOU HEARD?

Under the guidance and supervision of the club's Chief Instructor, or their delegated Instructor, a Trainee Instructor will:

- provide general assistance during the Driver Training Courses, including Basic Driver Training, Sand and Water, and Basic and Intermediate Winching courses, and Intermediate Driving course.
- assist with the practical demonstration of course content,
- present sections of the course theory to students, and
- provide practical instruction and guidance to students.

There is a Driver Training Manual provided to Trainees to learn course content and theory delivery.

More information about the program and requirements to be validated as a ST4WDC Driving Instructor can be found on the website. Go to Training Courses/Education Policy/pages 9 – 11.

If you are interested, please apply in writing to [education@ST4WDC.com.au](mailto:education@ST4WDC.com.au), and could you please confirm that you

- meet the minimum standards
- are committed to attending training weekends over the two year period
- have read and understood the Education Policy
- and can complete the mandatory aspects of becoming a Driving Instructor, including completion of the supplementary driver training courses as outlined in the Education Policy.



# TRIP REPORTS AND MEMBER ARTICLES

The Southern Trails newsletter captures the photos and experiences of members' and Club trips. It is only as good as the stories and images sent in for publication. If you have been on a trip, remember to share your observations, how your equipment and rig handled the track, the fun, the oh-nos and what you learned. Trip leaders, remind everyone to get back to you quickly and then send participant feedback with an overview of the tracks travelled in a trip report.

The Southern Tablelands 4 Wheel Drive Club has one of the best 4WD club newsletters. And that is thanks to the emphasis on sharing trip reports. There is room for your opinion pieces, questions to the Club on tracks, equipment advice, or advice about places that make great adventures.

You can send all articles and requests for advice to [publications@st4wdc.com.au](mailto:publications@st4wdc.com.au)



- **MEMBER OP-EDS ON 4WD ISSUES**
- **QUESTIONS ON EQUIPMENT AND TRIPS**
- **DESTINATION REVIEWS**

## TIPS FOR YOUR TRIP REPORT

Include these suggestions to create a great report



## Expectations

Was this a new trip for you? What did you do to prepare? Why did you decide to join the trip?



## Your vehicle and gear

What are you driving? How did it handle the tracks? What equipment did you bring, and what should you remember for next time?



## Something memorable

What was special about the trip? Triumphs, fantastic sights, oopsies, lessons learned?



## Tell a story

Take everyone on the adventure with you. Any local history to share?



## Write it ASAP

The best time to capture the good stuff from a trip is as soon as you get home. It's fresh in your memory and sending it quickly helps your Trip Leader.



# Trip Report: Monkey Gum

16 September—Trip Leader Andy Wall

**W**e had an early start meeting at Tarago and traveled to our turn off at Deans Gap Rd from which was recently graded making easy driving into the start of Mintbush where we aired down and prepared our vehicles for the drive ahead.

When you drive through the gate into Mintbush it is low gear and full on from the start. The first excitement was when someone (me) forgot he was driving a Gladiator and not a 2dr Wrangler and ended up playing turtle which was an easy winch out of trouble from behind.

A little further down the track there was a call over the radio of I have put myself in a situation. I looked back to Stu in his 2dr Jeep was in a decent sort of an angle. We went back to help and ended using Stu's winch from a tree beside the vehicle to steady it while he drove onto more level ground, from here we continued on and were traversing through Wombat Flats and crossing a number of creek crossings when I noticed Andy's Mitsubishi descend into a crossing and fall onto it's side.

Firstly we ensured the vehicle was secure and Andy was okay. Then I repositioned my Gladiator so we could put Andy's vehicle back on its wheels which we successfully managed with my winch.

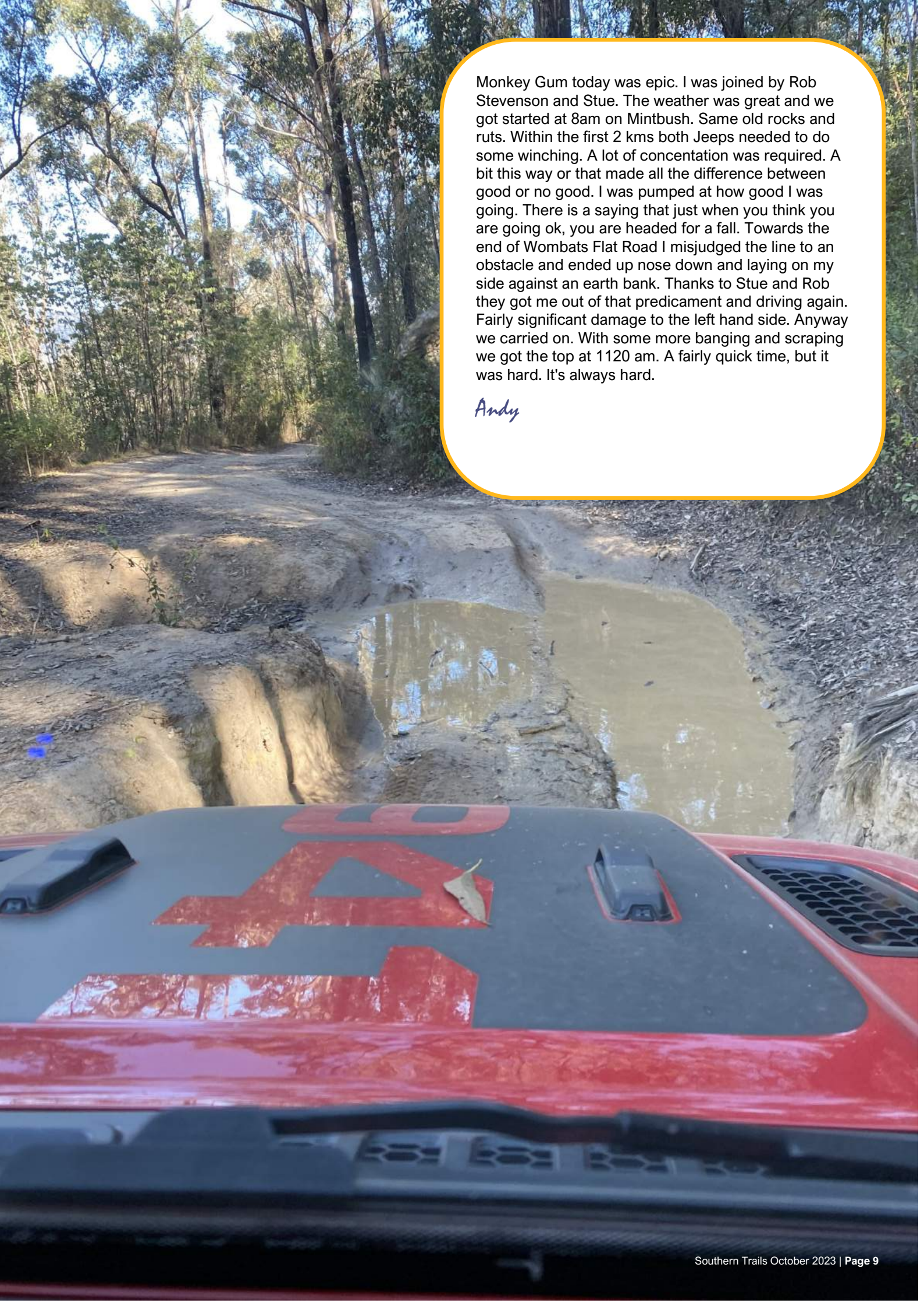
Next we ascertained that Andy's vehicle was drivable we continued on our way. One more creek crossing and we had made it to Monkeygum which we managed to drive with no more dramas. Once we made it to the lookout at the top we decided to have a well earned break and some lunch. After lunch and the obligatory photo from the lookout we continued out to the blacktop aired up and travelled home.

Thanks to Andy for putting up another Yalwal trip.

*Rob Stevenson*







Monkey Gum today was epic. I was joined by Rob Stevenson and Stue. The weather was great and we got started at 8am on Mintbush. Same old rocks and ruts. Within the first 2 kms both Jeeps needed to do some winching. A lot of concentration was required. A bit this way or that made all the difference between good or no good. I was pumped at how good I was going. There is a saying that just when you think you are going ok, you are headed for a fall. Towards the end of Wombats Flat Road I misjudged the line to an obstacle and ended up nose down and laying on my side against an earth bank. Thanks to Stue and Rob they got me out of that predicament and driving again. Fairly significant damage to the left hand side. Anyway we carried on. With some more banging and scraping we got the top at 1120 am. A fairly quick time, but it was hard. It's always hard.

*Andy*



# OUR CLUB SPONSORS

## Platinum Sponsor



BULL BARS



SIDE RAILS & SIDE  
STEPS



REAR PROTECTION,  
TOWING & WHEEL  
CARRIERS



CANOPIES



UTE LIDS & TUB  
ACCESSORIES



ROOF RACKS, CROSS  
BARS & CARRIERS



OLD MAN EMU 4X4  
SUSPENSION



LINX



DRIVING LIGHTS



AIR COMPRESSORS &  
TYRE ACCESSORIES



AIR LOCKERS



WINCHES



PORTABLE FRIDGE  
FREEZERS



TENTS, SWAGS &  
AWNINGS



CAMPING & TOURING  
ACCESSORIES



RECOVERY EQUIPMENT



RECOVERY POINTS



UNDER VEHICLE  
PROTECTION



UHF RADIOS, GPS &  
REVERSE CAMERAS



SAFARI SNORKELS



DUAL BATTERY AND  
SOLAR SYSTEMS



FUEL TANKS & FUEL  
STORAGE



DRAWERS & CARGO  
SOLUTIONS



SLIDE KITCHEN



GENERAL  
ACCESSORIES

What can we say about ARB that you don't already know?

ARB make and offer some of the most rugged and well designed accessories available for your four wheel drive and have become the benchmark for strength and reliability. We recommend that you talk to them about equipping your vehicle for all your adventures.

The team at ARB Fyshwick will look after all your 4WDing needs!

Find them at 188-190 Gladstone Street, Fyshwick, ACT

(02) 6280 7475 or [www.arb.com.au](http://www.arb.com.au)

**MANY OF OUR FANTASTIC SPONSORS OFFER CLUB MEMBER DISCOUNTS.  
PLEASE ASK AT TIME OF PURCHASE.**



# INTERMEDIATE DRIVING COURSE (DIFFICULT TERRAIN) 2023

8– 10 September

**T**he DTU recently, and successfully, ran the inaugural Intermediate Driving Course (Difficult Terrain). This course was designed to provide club members the opportunity to continue on from the skills and knowledge imparted in the Basic course and gain additional confidence, strategic thinking, and techniques to tackle more difficult terrain. Participants experienced driving grade 4 conditions with instructors providing guidance and advice where necessary, with the exercises designed around group problem solving, group led solutions, and group led recovery scenarios when appropriate.

**The following participant comments indicated the value of this new course:**



That was a fun course. For some it was a major opportunity for refreshing basic and a bit more for others it was being made aware of bad habits that have snuck in.

The course made everyone think and showed that in many cases there was more than 1 possible correct answer to the challenges presented. Good course run by good team of dedicated volunteers.

*David L*

Thank you for the training over the weekend. I learnt some great new skills that I wouldn't have thought of doing such as using the clutch and the brake in first gear rolling backwards. I got to practise my new skills to help another 4wd out of a tricky situation that was stuck down a hill.

*Luke*

*(Ed Coord: Luke is referring to the technique of 'inch back' in a manual vehicle, a valuable skill in steep terrain. He did indeed assist in the recovery of a fellow club mate the day following the course – thank you Luke and we are proud you put your new knowledge into practice immediately!)*

I attended the intermediate driving course. I really enjoyed it. It definitely taught me a lot about driving off road in more difficult terrain. We took on some challenging rock steps and drove some of the more difficult tracks at Talooge.

I was relieved to have made it through with my vehicle in one piece. The instructors did a great job and the course was excellently organised.

I highly recommend the intermediate driving course to any members that are looking to take their off road driving skills to the next level.

*Daniel P*



I enjoyed the challenge of the Intermediate Driving Course and thought the course was run very well with quality instruction.

At the debrief I saw that feedback from participants was canvassed thoroughly with a view to continuous improvement for future courses.

Thanks for the opportunity to participate.

*Jasper*

The intermediate driving course was a well-run and executed activity which provided a good opportunity to build experience on more challenging trails and to demonstrate capabilities of our vehicles. Unfortunately for Keith it demonstrated how things can quickly go awry and damage to vehicles result - none the less the resulting recovery was a good learning experience for all participants. The course builds confidence to be able to attempt harder tracks, either with organised club trips or solo exploring.

*Ken*

Having now done a few courses with the club, it was interesting to front up for a 'first of type', the Intermediate driving course - and of course the words "difficult terrain" - made sure we knew what to expect. A run through some theory refresher, and quick practice at wheel placement (with a twist), and we were off onto the tracks. The challenges were designed to make us think about line and wheel placement, and rocks remain our friends! As always, the capability of our vehicles continue to be proven, and really if we didn't 'over think it' as drivers, we might have completed the tracks much sooner. As always thanks to a enthusiastic and knowledgeable group of instructors, and it was great connecting with more members of this wonderful club.

*Ciril*

I had been looking forward to this training course for a long time – anticipating some challenges, refreshing skills and knocking the edges off the inevitable bad habits.

The day started well with some Andy trying to get the trainees to get their brains engaged by prompting answers to some well-directed questions. Maybe the caffeine hadn't quite kicked in, or the trainees were still thawing out from the night before?

We then set off with some refresher exercises on the nursery slopes before moving to a dry creek bed. We were asked to navigate an entry, route and exit from the creek bed, managing obstacles along the way. Unfortunately for me, this is where my training ended – as I tore a sidewall in the creek bed. Also feeling very deflated, I had to exit the training as I didn't have a second spare.







Thanks to all who assisted in changing my wheel, in particular Michael P, Michael L and Brad W, as it wasn't the easiest location. Thanks also to all the trainers – it was a fantastic course based on my short participation and from all accounts. I hope that another Intermediate Driving Course will be run at some point in the future, as I will definitely be putting my name down again.

*Roland P*



Receiving a last minute call-up to the Intermediate Driving Course was a welcome surprise however I did require assistance from the NATO Chief Negotiator to seek authorisation at short notice from the wife for another weekend away after the Abercrombie trip earlier in the month. The morning started off in the training room with a refresher of the basic training fundamentals. It took a while for the coffee to kick-in however everyone gradually fired up and it was a great opportunity to recap and prep for the day ahead. The group then headed out and were soon onto a challenging range of tracks which pushed both the drivers and vehicles. Activities included group work to plan a way forward through various obstacles which I would never have tackled previously. I think most would agree that the rock step was probably the most challenging and provided a great opportunity to put a range of driving and recovery skills into practice as well as working as a group to plan and support each vehicle safely. It was great boost to confidence and understanding of the vehicles capability. Instructors rotated through the vehicles during the day to support divers as we tackled the various tracks and provided thorough feedback to the group both during and after each of the challenges. A big Thank You to all the instructors who put in the time to develop and deliver this course. Highly recommended.

*Brendan*

I thought the intermediate driving course was a great way to put previous courses into practice on difficult terrain. For example, utilising the key stall on a difficult slope or how to navigate / choose lines that are best for the car. The working B and clearing of trees was a nice way to get to know everyone more. Overall, a great course and the instructors do a great job!

*Josh*

After a cold night, we met in the shed, there we had a theory refresher, which was most welcome, having done my basic training five years ago.

First, we had to perform an exercise of wheel placement, which was quite fun to do. Then the group drove to the first track, then to another, the driving was slow as the tracks were tricky to negotiate. The first really challenging part was driving in a creek's bed, after some tips /guidance from our instructors, talks between ourselves, and the help of spotters, the task was performed more "easily" than first thought.

We kept driving, then we had to do a very step, rocky track with a challenging rocks step, I achieved that part with the help of my winch, thanks to the help from other participants all got set up quickly. Sadly, a participant had some car failure there and had to be winched down the track, again the group did a great job to lower the car safely to the bottom of the track.



## YOUR LOCAL BATTERY EXPERTS



**OPEN 6 DAYS**  
**(02) 6282 9884**

**95 GRENVILLE COURT PHILLIP ACT**



We kept driving for the rest of the day in many tracks, some more challenging than others.

At the end of the day, we drove back to Home Paddock, and had a debriefing in the shed where we shared our experiences and thoughts.

The course was well design and appropriately challenging, I had a great day driving the many tracks.

Many thanks to the team of instructors for their time, knowledge and guidance.

*Alain*

We were very lucky with the weather and the day got off to a good frosty start, unfortunately ending for me on the rock step at around lunch time with a busted front CV and cracked alloy rim. This was a great opportunity for everyone to witness a safe recovery of a vehicle in a precarious situation so I'm not that upset. I'm very thankful that I was able to drive home in 2wd as we got the cv cut out with the help of retired helicopter mechanic, Paul, who I believe was just visiting. Thanks go out to ask the trainers for their time and effort, to Andy for helping me relax and get safely lowered down the hill, to everyone that helped with the recovery and tyre change, to Chris for helping with the patch to get me home. Another unfortunate consequence is that we are not able to go to the bush gala because we have to wait a long time for the local Mitsubishi to replace the cv (at a cost of \$2600 😞). Will be back on the tracks with everyone ASAP.

*Keith*





## TRIPS AND EVENTS

### BECOME A TRIP LEADER



## WE NEED YOU FOR AN ADVENTURE!!

The backbone of any Four-Wheel Drive Club is the Trip Leaders (TL's) because if you have no Trip Leaders you have no trips and with no trips you have no Four-Wheel Drive Club. Some Facts:

- The Trip Leader workshop, Trip Leader manual and the Trip Leader checklist, are available tools to **assist** members who want to become Trip Leaders.
- Members think that they must do the workshop to become TL's, this **is not correct**. Any member can propose and lead a trip (however, the trip is subject to Committee approval).
- The Manual may appear lengthy and complicated, but it's not – it's just a tool.

The workshop, manual, and checklist are tools to assist TL's better manage a trip. The workshop is run by experienced TL's and covers the following:

- **Role of the Trip Leader**
- **Expectations of trip participants**
- **Planning a trip**
- **Trip Proposal**
- **Running a trip**
- **Managing member expectations**
- **Incident management**
- **Trip reporting**

We also have mentors available who can advise and assist new TL's in planning and running the trip. If any members are interested in running a trip please contact :

**Michael Patrick**  
**Trips & Events Coordinator**  
**Ph: 0412 377 941**  
**E: [trips@st4wdc.com.au](mailto:trips@st4wdc.com.au)**



# OUR CLUB SPONSORS

## Gold Sponsor



The folks at Monaro Off Road Centre have been long time supporters and members of our club, and look after the vehicles of many of our members. Michael and Rod can look after you with all vehicle servicing, repairs, pre-purchase inspections, trip preparation, new car warranty servicing, and a free courtesy car on request. They can supply and fit accessories from all the well known brands from leading manufacturers.



Pride Auto Group is Canberra's largest independent 4WD, Car, Caravan, Camping & Off Road Accessories Specialist, incorporating Pride Auto Accessories, Roof Rack City, Pride Trailers and Canberra Caravan & 4X4 Centre - home of the only **Ironman 4X4** dealer in Canberra.

So if you're looking to fully deck out your 4WD for your next adventure, Fit-out a Work Vehicle or just need a set of Roof Racks or towbar for the family car, **We've got you covered!**

## Store Locations

### Fyshwick

02 6280 6222

11 Kembla St,  
Fyshwick ACT 2609

[fyshwick@prideauto.com.au](mailto:fyshwick@prideauto.com.au)

### Mitchell

02 6241 5898

9 Kemble Ct,  
Mitchell ACT 2911

[mitchell@prideauto.com.au](mailto:mitchell@prideauto.com.au)

### Belconnen

02 6162 3808

68 Oatley Ct,  
Belconnen ACT 2617

[belconnen@prideauto.com.au](mailto:belconnen@prideauto.com.au)

### Canberra Caravan and 4X4 Centre

02 6280 0655

39 Kembla St,  
Fyshwick ACT 2609

[sales@canberra4x4.com.au](mailto:sales@canberra4x4.com.au)

# BEING A TRIP LEADER IS GREAT!

*By Bruce Ronning*

As a trip leader with a few trips under my belt, I'll let you in on a secret that the club doesn't want you to know.

Anyone can lead a trip!

That's right. I'll say it again.

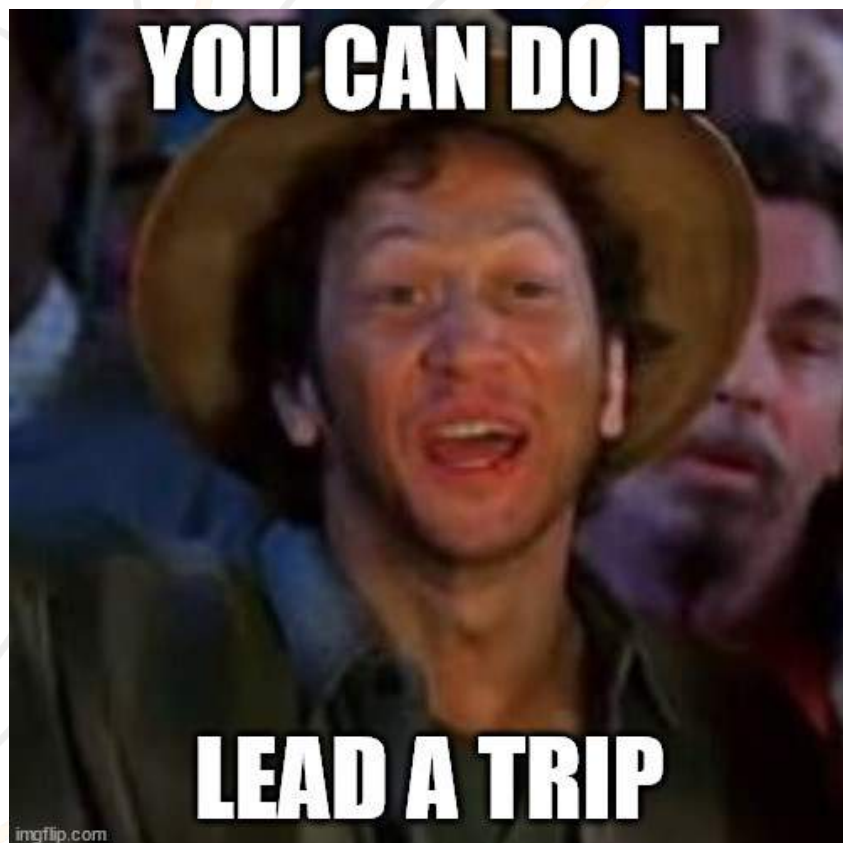
**ANYONE CAN LEAD A TRIP.**

*(after SAFE ONE driver training)..*

And the club really DOES want you to know that (it says so in every newsletter), and yet there's a perception that trip leaders are hand-picked by the committee from among the Club's best and brightest. Someone on one of my trips commented to me after learning I only joined the Club last year "wow, and already you're a leader". Yes, and I'll tell you exactly what I did to become a leader. I thought of a trip I wanted to do, went on the website, clicked "propose a trip" and filled out the form putting my own name in the leader box. Within the hour a very grateful Michael Patrick was on the phone checking I was up to the task, and the trip was approved.

Being a trip leader is great! You get to choose the entire route and destination, who goes on it and when. And best of all you get to go in front of the convoy out of the dust. Maybe you have a favourite place or track you want to share it with the club. Put it up. Or, maybe you are disappointed because there are no trips to the places you want to go, or on dates that suit you. Put one up. The same goes for social events. If you are interested in doing something that you think club members might enjoy, put it up.

I really enjoy leading trips, but I choose trips that I'm comfortable leading. Hard core grade 5 and 6 trips are something of a specialty that I'm just not ready just yet to take on, let alone lead but most of our trips are grade 3 or 4, which any trained member should be able to handle, and anyone who can read a map and operate a UHF CB can lead one.





## TRIPS AND EVENTS

Please check [www.st4wdc.com.au](http://www.st4wdc.com.au) and consult with the Trip Leader to confirm details before attending.  
Contact [trips@st4wdc.com.au](mailto:trips@st4wdc.com.au) for more information.

Start	End	Activity	Type	Grade	Leader
20-Oct-23	22-Oct-23	Intermediate Winching and Recovery	Training	Grade 3	Bronwyn Squire
20-Oct-23	22-Oct-23	Talooge Muster	Trip	Not Required	Brad Wells
25-Oct-23	27-Oct-23	Safe One Basic Driver Training Course	Training	Not Required	Bronwyn Squire
27-Oct-23	29-Oct-23	Safe One Basic Driver Training Course	Training	Not Required	Bronwyn Squire
28-Oct-23	29-Oct-23	Bendethera Bender	Trip	Grade 3	Bruce Ronning
5-Nov-23	5-Nov-23	Graduates' day out in the Brindies	Trip	Grade 3	Shea Jost
11-Nov-23	12-Nov-23	Wadbillunga & Wandella Loop	Trip	Grade 3	Bruce Ronning
17-Nov-23	17-Nov-23	TGIF - Capital Brewing Co	Trip	Not Required	Ann Ronning
2-Dec-23	9-Dec-23	Vic High Country Ramble 2023	Trip	Grade 4	Michael Patrick
9-Dec-23	10-Dec-23	Christmas at Burrinjuck	Trip	Not Required	Ann Ronning
13-Jan-24	14-Jan-24	Let's cool down and relax at Lowells Flat	Trip	Grade 3	Lynne Donaldson
09-Mar-24	11-Mar-24	Sculpture down the Lachlan	Trip	Grade 1	Lynne Donaldson
15-Apr-24	26-Apr-24	Tasmania Touring & Camp; Tracks	Trip	Grade 3	Ethan Taylor
15-Apr-24	19-Apr-24	From The Mountains To The Ocean	Trip	Grade 3	Matthew Maddigan
2-Jul-24	24-Jul-24	Canning Stock Route	Trip	Grade 4	Lindsay Jones







## Bronze Sponsor



Watts Communications is a family owned & operated business established in Canberra for over 25 years. They are your one stop shop for all of your two-way radio, UHF CB radio, GPS navigation & GPS vehicle tracking needs. They have an extensive showroom and a fully equipped workshop to undertake installations into all types of vehicles.



## Bronze Sponsor

**Sales & Service**

**Australian Campers & Accessories**

(02) 4624 9911

[info@camperact.com.au](mailto:info@camperact.com.au)

**MANY OF OUR FANTASTIC SPONSORS OFFER CLUB MEMBER DISCOUNTS. PLEASE ASK AT TIME OF PURCHASE.**








More ST4WDC members are taking to the tracks and travelling to new and favourite places around Australia. Your travels and adventures can inspire and inform, so remember to keep us in the loop. If you are blogging or posting about a long trip, drop a line to [publications@st4wdc.com.au](mailto:publications@st4wdc.com.au) to share updates in the newsletter.

## MINIONS TAKE ON AUSTRALIA

Our [Minion travellers](#) have had a wanderlust journey through Northern Territory, travelling through **Uluru, Alice Springs, Darwin and Kakadu**.

The adventure brought our wandering friends through some of Australia's most stunning and dramatic landscapes. But this journey isn't about to end, for the next stop promises another bundle of excitement - South Australia. Famous for its landscapes, flavors, and festivals, South Australia is home to roads that are as scenic as the destinations.





## MATT HEADING HOME VIA

### MATARANKA THEN EAST

Well it's been ages since my last update so it's about time I extracted a digit and got on with it. Last report saw me at Kununurra where I stayed for five weeks waiting on suspension parts to arrive (initially bump stops but springs too after this fella here managed to damage one with an angle grinder). Good old couriers took that long to deliver parts from Melbourne. Good thing I'm not in a hurry. Not that I really minded though, there's lots to see and do around the eastern side of the Kimberley. Much fishing with not much results, learning how to use a cast net, trips to Emma Gorge, El Questro, Wyndham, Lake Argyle, Ivanhoe Crossing, Keep River, Keep River NP, etc. Went on a fishing charter on the Ord River, climbed Kelly's Knob, walked through the Mirima National Park, met some old friends and made some new ones and went fishing again, went to the rodeo (those folks are just crazy!). Found out how aboriginals used to catch birds with a crafty trap they sat inside, found out about Kings in Grass Castles and the Durack family legacy including visiting their homestead. Flew over the Bungles and Argyle Diamond Mine, visited a sandalwood plantation, and much much more.

Now I'm on the road again heading for home as the suspension issues aren't completely solved so I'm sticking to the highways but still taking my time. Stopped in Katherine for a while and flew home for work before returning a couple of weeks later and taking a trip through Katherine Gorge, visited the low level bridge and weir, took a dip at Edith Falls. Now I'm at Mataranka for a couple of nights. Went for a swim (float) at Bitter Springs and the Thermal Pool, most amazing emerald water I've ever seen and



comfy at about 34 degrees. No, I didn't have a relieved look on my face! Went fishing in the Roper River but no luck, again. That's why they call it fishing not catching I suppose. Met a local fisho heading out with his son in a tinny. He had the largest Cherabin I've ever seen for live bait, they were the size of small lobsters I kid you not!! The one in the photo wasn't the biggest by a good margin.

After leaving Mataranka I dropped in on the Daly Waters Pub. What a crazy place. People certainly have an imagination and a dose of motivation and energy too. Check out the photos for a taste. Also saw [The Travelling Jackaroo](#) there raising funds for the RFDS.

Ducked off down the road to Dunmarra and spent the night then off southwards again via Elliott, Renner Springs, and Banka Banka (where they keep the moneya moneya). Now at Three Ways for the night preparing to head east via the Barkly Hwy to Mt Isa. Think I'll tuck in to that famous vanilla slice I got at Dunmarra!!

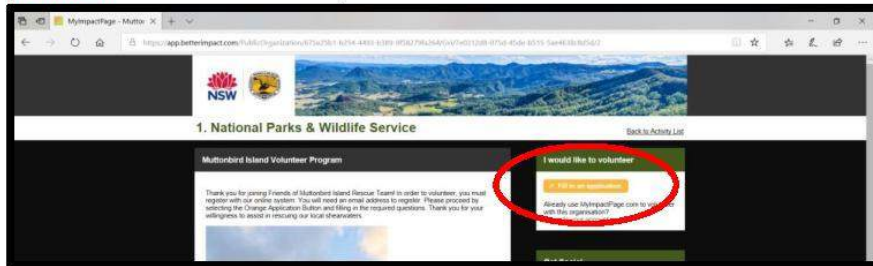




# Volunteer Registration

NPWS has a new online volunteer management system called VIP. Please follow the instruction below to register in the system. The process should take 5-10 minutes.

1. Go to this link: <https://4wdnow.com/pages/volunteer-sign-up-with-national-parks>
2. Hit the YELLOW "FILL IN APPLICATION" Button on the right of the screen.  
(red circle in screen shot below)



3. Create an account by filling in the form "I am new to MyImpactPage.com" (See this area in red rectangle to right). Use your **EMAIL** as your username. Click yellow **SAVE AND CONTINUE** button when you are finished.

 A screenshot of the 'Application Form - 1. National Parks & Wildlife Service'. The form has two main sections: 'I am new to MyImpactPage.com' and 'I already have a username'. The 'I am new to MyImpactPage.com' section is highlighted with a red rectangle. It contains fields for 'Username', 'Email Address', and 'Verify Email Address', along with a 'Save and Continue' button. The 'I already have a username' section contains fields for 'Username' and 'Password', along with a 'Login and Continue' button.

4. Fill in the **CONTACT INFORMATION** form to the best of your abilities. The fields with **FLAGS** are required. Then Press the yellow **SAVE AND CONTINUE** button at the bottom of the page (red arrow in photo to right - you might need to scroll down to see it).

 A screenshot of the 'Contact Information' form. It contains various fields for personal information, including 'ACCOUNT' (Username, Password, Confirm Password), 'NAME FIELDS' (First Name, Last Name), 'ADDRESS' (Address line 1, Address line 2, Suburb - City, Country, State, Post Code, Email Address), 'PHONE NUMBERS' (Home, Work, Mobile, Phone Preference), and 'MISC FIELDS' (Date of Birth, Region). At the bottom, there is a 'reCAPTCHA' section and a yellow 'Save and Continue' button. A red arrow points down towards this button.

5. Another screen will pop up with multiple questions. Fill in the questions. Ones with **FLAGS** are required. Put N/A if it is required but you have no answer. Scroll down and continue to answer questions. After you have filled in the questions to the best of your ability, you will find the "SUBMIT APPLICATION" yellow button at the bottom of the page. Press this button and an **APPLICATION COMPLETE** confirmation screen will appear.

# CLASSIFIED ADVERTISEMENTS



**Rhino Rack tradies rack with gutter mounts. Was on a GU Patrol.**

**Includes:**

- rear roller,
- high lift jack mount,
- shovel mount.

**\$550.00 o.n.o**



**LED Light Bars.**

**TJM brand, approx. 22".**

**\$280.00 for both**



**IPF Driving Lights**

**HID globes and ballasts.**

**Also takes Halogen bulbs.**

**Extremely bright spots.**

**\$140.00 for both.**

**Contact: Matt Warmington**

**0407 562 656**

**mattwarm@gmail.com**





**Tirfor T516 model hand winch.** Pull 2.5T, lift 1.6T. Complete, including instructions in rugged wooden box. Abt 35kg weight.  
**\$75.00 ono**



**Cooper LT 265/70R17 M+S (17 inch) tyre on 6 stud black steel rim.** Roaded. No longer fits as spare. **\$50.00 ono**



**EZI Mover swing-up Jockey wheel, complete in box with lever - for moving camping trailer in driveway. Moved house.**

**\$50.00 ono**


**Ian McNaught 0448132060  
 Available North Lyneham, ACT.**





Polo Shirts	\$40.00
Chambery Shirts	\$50.00
Jackets	\$85.00
Wind/rain Jackets	\$130.00
Hoodies	\$50.00
Rugby Tops	\$55.00
Caps	\$20.00
Stubbie Holders	\$7.50
Bucket Hats	\$20.00

Many older styles and larger sizes available. Visit the clothing table at Club meetings and make a deal on out of circulation merchandise.



## ST4WDC SWAG



Club clothing is available at Club Meetings, or contact

[clothing@st4wdc.com.au](mailto:clothing@st4wdc.com.au)