



NOVEMBER 2018

SOUTHERN TRAILS

NEXT CLUB MEETING

Tuesday 12 December

Deakin Football Club

3 Grose Street

NATIONAL LIBRARY CATALOGUE NO. ISSN 2207-2144





CONTENTS

PRESIDENTS REPORT

3

MEMBERSHIP MOMENTS

5

MEMBERSHIP GIFT CERTIFICATES

6

CLUB CLOTHING

6

UPCOMING TRIPS

7

TRIP REPORTS

9

JELLORE SF DAY TRIP

10

EXPLORE THE TRACKS OF ABERCROMBIE RIVER NATIONAL PARK

11

“SAFE ONE” BASIC DRIVER TRAINING

19

CLASSIFIEDS

23

OUR SPONSORS

PRESIDENTS REPORT

Hi Everyone,

The end of year is rapidly approaching and to celebrate the club is hosting an event at Talooge on the 1st of December. There will be lots of fun, games and a lucky gate prize. Santa will be making a surprise visit at 5pm so bring along the kids and grandkids to meet him. The club will be supplying a spit roast dinner with all the trimmings and desert. If you would like to attend, please make sure you nominate via the website, so we know how many to cater for.

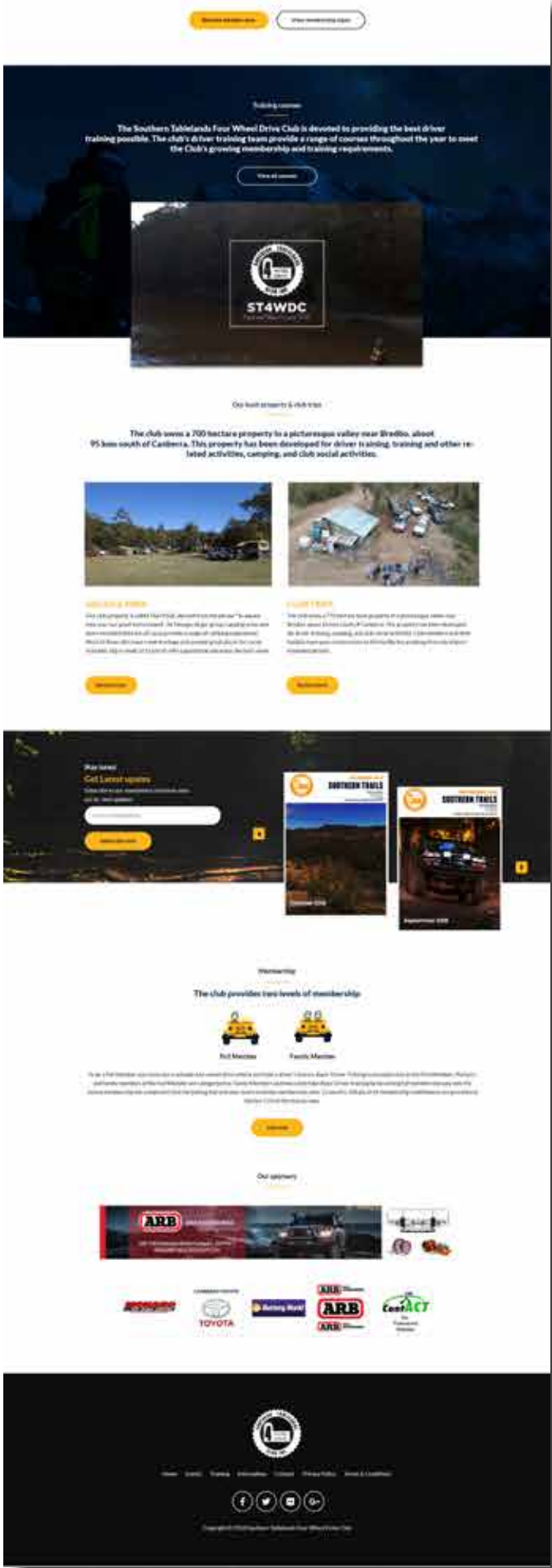
For the last couple of years, the club's website has been the subject of a number of reviews. I am pleased to say that work has begun on improving both the usability and functionality of the site. There will also be a significant number of backend improvements to reduce the workload on the administrative side and enhance the security. Some of the new features that the site will bring are:

- **AUTOMATIC ADJUSTMENT TO CATER FOR MOBILE DEVICES**
- **COMPATIBLE WITH ANDROID DEVICES**
- **MORE INTUITIVE EVENTS AND TRIPS INTERFACE**
- **AUTOMATED PROCESSING OF MEMBERSHIP RENEWALS**
- **PAYMENT OF MEMBERSHIP RENEWALS VIA THE WEBSITE (CURRENT METHODS OF PAYMENT VIA CASH, CHEQUE AND BANK TRANSFER WILL STILL BE AVAILABLE)**
- **USE OF ENCRYPTION TO PROTECT MEMBER LOGIN DETAILS**
- **REGULAR SECURITY PATCHING TO PROTECT AGAINST EXPLOITS**
- **REQUEST GATE CODES TO TALOOGE AUTOMATICALLY VIA THE WEBSITE**
- **SIMPLER TO UPDATE CONTENT AND WEBSITE DESIGN**
- **MORE ROBUST AND FLEXIBLE BULK EMAIL SYSTEM**
- **SIMPLER AND MORE EFFECTIVE MEMBERSHIP PROFILE SEARCH AND MANAGEMENT**

- **CHEAPER AND QUICKER TO UPDATE MEMBERSHIP DATABASE FIELDS**
- **MORE DETAILED INFORMATION FOR TRIP LEADERS**
- **QUICKER AND EASIER TO UPDATE THE LOOK AND FEEL.**

The new site is expected to go live in early February.





With the temperature increasing as we approach summer, we are already seeing an increase in snake activity at Talooge. It's important to be mindful of them when out at the property and it's worth checking that your first aid kit includes a snake bite kit as well as a quick refresh on the technique for applying the bandages. After recently checking mine which is a large kit designed for 20 people, I was surprised to find that it did not include the necessary pressure bandages to treat a snake bite. I have since purchased a small portable snake bite kit to supplement.

Planning for the 2020 4WD Spectacular is well under way now, with the committee officially forming at the November meeting. The committee members have already been working hard researching event management systems and have what looks like a good option. The system should allow much of the vendor booking and site allocation tasks to be automated, freeing up a lot of time for the event manager to focus on other aspects of the show.

The track building team has also been hard at work, with a great turnout at last month's working bee. Rob Donaldson lead a team to cut in the new track off Track 9, whom all put in a huge effort to cut in around 500m of new track. Whilst working on the track, Rob discovered a number of Scorpions which seemed a fitting name for Track 19 to be called Scorpion Track. This new track leads to a great lookout with views of the entire property and has already been put to use at this month's driver training, with positive feedback from those involved.

Michael Loberger also lead a team to start cutting in a track just inside Talooge gate. There's still some more work to be done to complete this track, which also leads to another lookout with views of the surrounding area.

We also had a bulldozer out to perform some earthworks. The bulldozer made light work of cutting in several new campsites around the clubhouse. There is still some finer work to be done to complete them, but once done it should allow around 10 new spots capable of having caravans and camper trailers. I then lead the bulldozer down to Hole-In-Wall where he went to work cutting in a new technical track. The track features a new boghole, multiple ramp overs, offset mounds and step ups. It's a great new spot to test of the capabilities of your vehicle and come winter time will provide a great spot for those that like to play in the mud. The track was also used at this month's driver training with the new trainees having a great time.

See you all next month!

Matthew Maddigan

Club President

MEMBERSHIP MOMENTS

INFORMATION ON CURRENT MEMBERSHIP AND OTHER MEMBERSHIP MATTERS

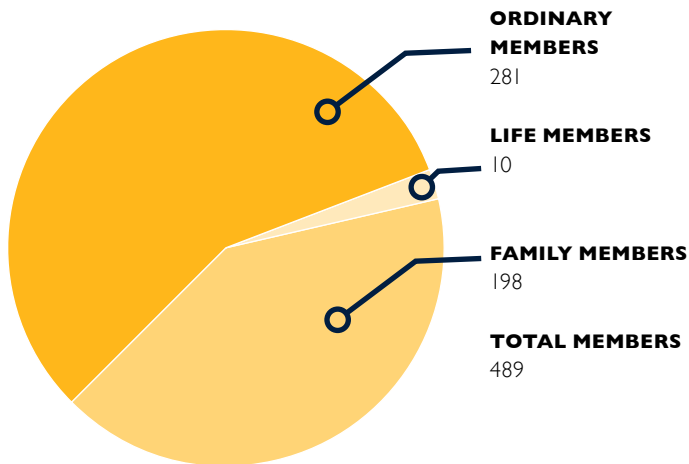
New members

There have been three new memberships for the month of October. The new memberships were:

- **MONICA CONAGHAN & MARIA BOYLE**
NISSAN PATHFINDER
- **SIMON BAILEY & ELIZABETH BAILEY**
TOYOTA HILUX
- **SOPHIE NELSON**
TOYOTA HILUX

Please say hello to our new members and visitors if you are at the Club meeting - if you see a new face, make them welcome and say G'day.

Welcome to the Club all.



Membership Renewal

Membership renewal are coming in at a steady pace with approximately 75 having renewed by the 30 November. If you are yet to renew your membership please do so at your earliest convenience to ensure you retain access to the members website.

Please note:

For members who joined in 2017 or before the membership renewal fee is **\$100**.

For members who joined in 2018 you may be eligible for a pro-rata membership fee for 2019. If you are not sure please email me at membership@st4wdc.com.au and I can confirm your fees for 2019.

I have a couple of renewal where there is no identifying information for me to allocate renewal to the relevant member - When paying your fees by electronic transfer please include your name in the payment details (especially if your Bank is St George as they provide on other details other than what you put in the comments).

I will send out another email reminder in the next week.

Dim

CLUB BANK DETAILS

Bank: Bank Australia
Account Name: ST4WDC
BSB Number: 313 140
Account Number: 1213 0617


Members should use these account details in all transactions with the club, including for membership fees and clothing purchases when using direct deposit. Members who use Internet Banking and Mobile Banking please update your "PAYEE Listing" for ST4WDC with the new details.

MEMBERSHIP GIFT CERTIFICATES

These certificates are a great way to give the gift of membership to friends and family and are available for both current member's Annual Membership Fee (Cost/Value \$100) or for new members for their Joining fee and Annual Membership Fee (Cost/Value \$330).

If you would like to give a gift of ST4WDC Membership please contact:

Membership Secretary
membership@st4wdc.com.au.

	<h2>GIFT CERTIFICATE</h2>
	<p><i>This Certificate entitles:</i> _____</p> <p>To: _____</p> <p>From: _____</p>
<p>Southern Tablelands 4 Wheel Drive Club Inc</p>	<p>Authorised by: _____</p> <p>Date: _____</p>

CLUB CLOTHING

CLOTHING ITEM	COST
Polo Shirts	\$35.00
Chambery Shirts	\$45.00
Jackets	\$110.00
Hoodies	\$45.00
Rugby Tops	\$50.00
Caps	\$15.00
Bucket Hats	\$15.00
Beanies	\$20.00
Name Badges	\$10.00



Here are examples of the club clothing options. To order talk to Marie McDonald at the meeting to order for pickup at the following monthly meeting.



UPCOMING TRIPS

DON'T MISS OUT — NOMINATE ONLINE

START DATE	END DATE	ACTIVITY	TYPE	LEADER
30-Jan-19	30-Jan-19	Basic Training 4WD Vehicle Evaluation	Training	Peter Butterfield
09-Feb-19	10-Feb-19	Talooge Workingbee	Muster	Peter Reynolds
20-Feb-19	20-Feb-19	Pre Safe One Basic Driver Training Evening	Training	Joe Brigulio
20-Feb-19	20-Feb-19	Information Night River Crossing & Sand Driving Course	Training	Peter Butterfield
22-Feb-19	22-Feb-19	Safe One Basic Driver Training at Talooge Park	Training	Peter Butterfield
09-Mar-19	17-Mar-19	Balloon Spectacular	Event	Catherine Panich
09-Mar-19	11-Mar-19	Touring around Tilba	Grade 2	Rob Phillips
16-Mar-19	16-Mar-19	River Crossing & Sand Driving Course	Training	Peter Butterfield
30-Mar-19	05-Apr-19	Vic High Country	Grade 3	Michael Patrick
13-Apr-19	14-Apr-19	Talooge Workingbee	Muster	Peter Reynolds
17-Apr-19	17-Apr-19	Basic Training 4WD Vehicle Evaluation	Training	Peter Butterfield
19-Apr-19	22-Apr-19	4WD Club's Jamboree 2019	Event	Matt Maddigan
01-May-19	01-May-19	Pre Safe One Basic Driver Training Evening	Training	Joe Brigulio
03-May-19	05-May-19	"Safe One" Basic Driver Training at Talooge Park	Training	Peter Butterfield
18-May-19	18-May-19	Basic Winching and Recovery Course	Training	Peter Butterfield
18-May-19	18-May-19	Intermediate Winching and Recovery Course	Training	Peter Butterfield
25-May-19	26-May-19	Talooge Workingbee	Muster	Peter Reynolds
01-Jun-19	31-Aug-19	The Red Centre 2019	Grade 3	Chris Nicholls
22-Jun-19	23-Jun-19	OziExplorer Nav X	Grade 3	Michael Patrick
13-Jul-19	13-Jul-19	First Aid Training	Training	Michael Patrick
24-Jul-19	14-Jul-19	Advanced OziExplorer	Training	Michael Patrick

START DATE	END DATE	ACTIVITY	TYPE	LEADER
10-Aug-19	11-Aug-19	Trip Leader Workshop	Grade 3	Michael Patrick
14-Aug-19	14-Aug-19	Basic Training 4WD Vehicle Evaluation	Training	Peter Butterfield
17-Aug-19	26-Aug-19	Flinders Ranges 2019 - An Introduction	Grade 3	Dim Veteri
01-Sep-19	16-Sep-19	Getting to Cape York placeholder for EOIs	Grade 3	Matt Maddigan
07-Sep-19	08-Sep-18	Chain Saw Awareness Training	Workshop	?????
07-Sep-19	08-Sep-19	Talooge Workingbee	Muster	Peter Reynolds
11-Sep-19	11-Sep-19	Pre Safe One Basic Driver Training Evening	Training	Joe Brigulio
13-Sep-19	15-Sep-19	Safe One Basic Driver Training at Talooge Park	Training	Peter Butterfield
16-Sep-19	29-Sep-19	Cape York placeholder for EOIs	Grade 3	Matt Maddigan
28-Sep-19	13-Oct-19	Cape York (School holidays) placeholder for EOIs	Grade 3	Matt Maddigan
30-Sep-19	13-Oct-19	Getting home from Cape York placeholder	Grade 3	Matt Maddigan
09-Oct-19	09-Oct-19	Basic Training 4WD Vehicle Evaluation	Training	Peter Butterfield
19-Oct-19	20-Oct-19	Talooge Workingbee	Muster	Peter Reynolds
30-Oct-19	30-Oct-19	Pre Safe One Basic Driver Training Evening	Training	Joe Brigulio
01-Nov-19	03-Nov-19	Safe One Basic Driver Training at Talooge Park	Training	Peter Butterfield
15-Nov-19	17-Nov-19	Student Driver Trainers Validation	Training	Joe Brigulio
07-Dec-19	08-Dec-19	Talooge Workingbee	Muster	Peter Reynolds
30-Sep-19	13-Oct-19	Getting home from Cape York placeholder	Grade 3	Matt Maddigan
28-Sep-19	13-Oct-19	Cape York (School holidays) placeholder for EOIs	Grade 3	Matt Maddigan



Cape York 2019

Thank you to club members for their good tips to help the Significant Trip Sub-Committee plan for Cape York in 2019. Please keep them coming!

To avoid school holidays, the planned trips on the website have each been brought forward by 3 weeks. In this way, crowds will be less and the tracks should be in better condition.

Of course, there will be some of you who would prefer to travel during school holidays so that you can take your children. There will also be a School Holidays Expression of Interest entry in the trip calendar where you can nominate. While the dates are nominally for the ACT/NSW Sep/Oct 2019 holidays, the travelling group will be able to decide if they wish to travel in the mid-year break instead.

Of course, we are happy to receive nominations to be trip leader for any of the EOI trips. Please contact Imogen, Roscoe, Peter and Alex via stsc@st4wdc.com.au.



TRIP REPORTS

DO YOU HAVE A STORY TO TELL?

Please email items for the ST4WD Club monthly newsletter or hand it to the 2018 Publications person at the monthly meeting.

Cut off for Items for the Newsletter is now the last Friday in each month. Anything received after that date will be placed in the following months newsletter.

Michael Jackson-Rand
2018 Publications Coordinator
publications@st4wdc.com.au

Please make sure you supply your images separately to the word document and then reference them in text. Word destroys image quality and I want your adventures to look the way you saw them when you were there.



ABERCROMBIE NATIONAL PARK

JELLORE STATE FOREST DAY TRIP

SAFE ONE BASIC TRAINING
Talooge

JELLORE SF DAY TRIP

JELLORE STATE FOREST 4TH NOVEMBER

Just two vehicles assembled at the meeting point on Nov 4th for the Jellore SF day trip. That was at Macca's South Goulburn and comprised of myself, trip leader Andy (Mitsubishi Challenger) and Robert (Jeep Wrangler).

From there we set off for Jellore SF, near Mittagong. It's easily accessed off Wombeyan Caves road. A short way past the Jellore SF sign, there is a clearing where we aired down. We had a brief discussion before we set off about which way we were headed (map roughly scratched in the dirt) and what to expect. In the first hundred metres we were driving a lock to lock slalom course between trees, down a narrow rutted track with rocks and side angles for added complication. Many of the trees had bark missing from previous unwary drivers. A good line for many of the obstacles wasn't able to be seen until we were right on top of them. This first part was a loop through to the power lines track and back to where we started (as a warm up). We met a Nissan Patrol at one point coming the other way. Luckily they backed up a little and we got past. Overtaking lanes and parking bays were in very short supply.

The rest of the day was taken up negotiating all manner of inclines/declines over rocks, dry clay and sand. There were also some well maintained fire trails that took us to a couple of lookouts, where we were able to view a deep valley with sandstone cliffs.

It was great day. Warm fine weather. Some challenging driving without being too extreme.

Andy



EXPLORE THE TRACKS OF ABERCROMBIE RIVER NATIONAL PARK

OCTOBER 2018

● **MICHAEL PATRICK** TRIP LEADER

● **ROB AND SUE PHILLIPS** TRIP LEADER

● **D'AMBROSIO ADRIAN**

● **GLEN HEWARD**

● **BRUCE MCKENZIE**

● **GAY SAMAL**

● **ANDY WALL**

● **DARREN MILLER**

● **MATT THOMPSON**

● **KELVIN JUBB**

● **CHRIS BITMEAD**

● **SAM FARAJ**

● **JAKE VANDERSTOK**

● **JANET FLINT**

● **HAYWARD STEPHEN**

● **HUMAYUN QURESHI**

On the 20th of October 16 ST4WDC trucks rendezvoused at the Eagle Hawk car park for a small adventure into Abercrombie River National Park. Because of the number of trucks, the group was split into two convoys one convoy being led by Michael Patrick and the other by Rob and Sue Phillips. The following is a series of comments of the members experiences of the trip. I would also like to add a big thankyou to Rob and Sue for assisting in leading this trip.

Michael Patrick.

I met up with the ST4WD convoy at the Big Merino in Goulburn. We set off towards Taralga around 9.15 and collected another Goulburn resident just before we left town. It was a good run all the way to the Glen where we set up camp. A picturesque spot and very green at the moment. A couple of interesting things we saw were Leadingham's hut, a small hydroelectric plant and a suspension bridge.

Little Bald Hill was just as steep as ever but well maintained at the moment. Tavern Creek FT had a short section that was washed out and rutted. Everyone managed it with it without trouble, with guidance from Michael. A good weekend.

Andy Wall

The day started with ominous weather warnings but with adventure in the air the group headed off from Eagles Nest at the appointed time. An easy journey up to Goulburn and then further inland towards Abercrombie National Park. It was a straight forward drive and the skies were not as daunting as the weather forecast predicted. Entered the National Park and via a number of tracks we arrived at The Glen. A real oasis within the park. Lots of green grass which is a novelty now given the dry winter. A quick lunch and camp set up before heading off on the tracks for the two groups, one travelling on the Eastern Loop and the other group on the Western

Loop. The skies were becoming more ominous. That did not deter us. While on the loop we had two hard rain events which made the tracks a bit slippery and added an element to the tracks which was fun. Arrived back at The Glen to see the campsite had copped it harder than we had on the tracks. We then had a deluge to contend with for about 20 minutes but after that no more rain. I think we got off lightly given the dire warnings that were about when we headed off. Some damage but it did not disrupt the events and kept it all interesting. A good fire was stoked, and we eased our way into the night over beverages and nibbles. The next day was beautiful, there is something about a big rainfall that freshens things up. The drive was reversed for the morning and off we went. Tracks were dry by then so no major issues at all. Back for lunch and dismantle of camp and then out of the park and onto the blacktop for home.



again. Next stop Bummaroo Ford camp ground. James does not allow morning tea stops on his trips but did allow a brief stop at Bummaroo, so we could use the facilities. The family camped there were no doubt thrilled when 15 four-wheel drives rumbled in to their peaceful little retreat, you could almost hear the sigh of relief when we left again a few minutes later.

A few more kms on the tar before we turned onto Felled Timber Road, time to air down and collect some firewood before we got to the National Park. A short run in on some easy roads and we arrived at The Glen. The Glen is a property attached to the Abercrombie River National Park and was lease hold land used for farming. There are still a few huts there dating from the time the farm was active but no other facilities. The campground itself is a flat grassy area with plenty of room for everyone right next to a creek, half a dozen fire pits and enough room for the boys to kick a footy.

Time for a quick lunch and set up camp before we set off again to explore some of the sights. The group split into 2 groups with James leading one, assisted by Michael and Sue and Rob leading the other group. Our drive takes us round the perimeter of the park and were straight forward with a few quite steep sections. Judging by the tyre tracks there is a reasonable amount of traffic however the climb up Little Bald Hill fire trail was difficult to make out up a

Overall a really good trip for a one-night weekend. Good location in that it is not too far away so you don't spend heaps of time travelling to the destination. Tracks not hugely challenging but fun to just cruise around. The Glen is a great spot and we are lucky to have access to it. It is a very comfortable spot and with it being private you are guaranteed a stress-free time.

Thanks to Michael for team leader duties and also to Rob and Sue who took on sub leader roles for the drives that were split. All went according to plan and it was a smooth process throughout

Glen Heward

Thanks Michael and Robert

Well what a great weekend

After hearing that Michael's theory of "It won't rain because the cows are lying down" well that was blown away with the storm that hit us. Plus a big thankyou to "H" as stupid me went off the description of 60ks east of Goulburn as the crow fly's with the wind blowing up its tail. Ended up being 124km to camp, luckily for me that "H" had some spare fuel as before we left camp, I was running on vapor

But after getting to Oberon for fuel and back home again at 7.50 PM

Overall Jack and I had a blast

Many thanks

Shakey

Trip leader James arranged to meet the group at Eaglehawk and we duly set off at 8am, first stop Goulburn where we met some more travelers, picked up some essentials (coffee & a pie) before setting off





rocky fence line. More of a worry was the "dry weather road only" sign with the clouds becoming blacker by the minute.

It wasn't long before the rain started coming down accompanied by thunder lightning and wind. One particular clay stretch needed only a few drops of water to turn it into a skating rink but fortunately everyone managed to get through unscathed. Some more steep climbs before we arrived at Licking Hole Creek, this is a historic cattle yard where they put out salt for the cattle to lick. This is another great little camp site which might be the location of a future trip. One more steep climb out of the campsite and it was back to The Glen for happy hour.

Meanwhile the other group headed to Leadingham's Hut a wattle and daub hut located at the site of some old alluvial gold diggings. Next stop "The Waterwheel" a private residence complete with a waterwheel, suspension bridge and vegetable garden within the national park. The bridge was not the best and no one was game to give it a go. Some steep climbs and descents followed until we reached "The Beach". The Beach is a campground on a stretch of sand by the water. Shaded by casuarinas, it's sheltered by a wall of rock deep in the valley.

Rob & Sue Phillips



The trip commenced early Saturday morning with my son eager to experience the concept of 4wd-driving. It was our first overnight trip with the club and so we were both excited. The trip to the Glen was fantastic. The weather was good, mildly warm and sunny. Upon arriving onsite, we were amazed at the open grass area surrounded by the hills of the Blue Mountains. Instantly my son got the footy out for a kick, while my car buddy and I worked on setting up camp. We were only planning a single night stay, but we knew there was rain on the way, and having camped many times before in the rain, we decided to setup as much shelter as possible which included a 4.5m x 3m gazebo (brand new).

It wasn't long before we were on our way, tackling the tracks around the Abercrombie National Park. We were in group one buzzing around the eastern side when the dark clouds rolled in. My son and I remember climbing to a crest on one of the hills just as the first lightning bolt struck clearly and right in front of our windscreen. The heavens opened instantly, raining hard but brief. It didn't seem like much, but it was enough to wet the track. We arrived at another crest and looked and the steep descent. At first I was a little worried, but my training kicked into gear – use the handbrake, 1st gear, and don't lock the wheels. It didn't do much as the car just simply slid down with not much grip and my son and I gasped. I was glad to know the rest of the convoy had the same issue, there was just no grip.

After cruising around for a few hours, the second storm hit, a little more ferocious than the first. We weren't far from base camp when I heard over the radio, Michael the trip leader saying the storm had destroyed one of the gazebos. Instantly I knew that was ours. We got back to camp, and the gazebo was a tangled mess of steel, the gas stove and various equipment drenched. In the pouring rain my mate and I dismantled and untangled the gazebo and erected the second (by chance we had two!!). Funny enough the rain only lasted another hour and then it was gone.

Weather on day 2 was perfect, warm and sunny. Travelling around the west side we drove through multiple mud puddles from the previous day's rain. My son was loving it as the Triton collected the mud. The tracks were easier on this day as we visited the various key areas such as the beach and the old hut. After having lunch at the Glen, we said our goodbye's and headed off for the



After packing up camp, including one very water logged double swag, we headed back into the National Park, this time to tackle the Little bald knob. These trails were challenging in parts, and I was glad I had not driven them in the rain. A good time was had by my boys and me.

Kelvin Jubb

Hi Michael

Thanks again for the excellent trip - thoroughly enjoyed it. Tom Samal was my passenger, but he drove on the Sunday.

Abercrombie was to be my first proper trip since my driving course and Brindabella Ramble earlier this year. And what a way to get back into it a few challenging tracks, thunder/lightening and just a spot of rain (!), which made it even more interesting. Tried to straddle a rut but ended up slipping into it and it became my friend! But I got through it all despite a few shaky sections and am ready to get out there again. I let Tom drive the next day and of course it was sunny and fine and the easier drive of the weekend. All in all, a great weekend.

Gay Samal

Day 1:

Savannah and I were taken back by the luscious greenery surrounding the outskirts of Mt Abercrombie National Park. This

cruise back home. It was a great weekend driving some great tracks in very slippery conditions and hanging out with some fellow 4wders laughing at the mess of the gazebo.

I highly recommend it especially if it's raining. Just leave the gazebo at home.

Adrian & Domenic D'Ambrosio

Like any trip I undertake the planning and packing starts at least a week before the trip starts. So, I had packed most the Prado on the Friday, luckily I was starting my trip from Goulburn, as I was still packing the swags to the roof basket at 8am on Saturday.

After many weather warnings predicting the end of civilization, I decided to pack some rain coats. As always, I packed enough food and clothing to survive many days, but this became problematic. The extra weight and the lack of lift on my Prado, really worked out my bash plates on every single rock and stick that stood up more than about 100mm.

In my Prado I had my three youngest sons Henry (age 11), Austin (age 9), Charlie (age 8).

After getting to the Glen and setting up camp, we split into two groups and headed back into the National Park to explore the trails.

What started as a dusty drive, soon became the cross between a high-altitude car wash and water slide. This tested out my new all-terrain tyres.

Once back at the Glen we had a front row seat to a lightning and thunder show, as a quick shower washed its way through the valley.

The next morning, we woke to a sunny day, and the realisation that there is a reason the swag manufacturers say to season your new swags before use.





made for a very scenic drive from Goulburn on-wards. Heavy rain in the afternoon of the first day saw us tackling tracks that would have been easily derivable in the dry. This added to the adventure and experiencing of learning a fully loaded 4WD in low visibility and reduced grip on the dirt (aka clay). The storm destroyed one gazebo and bent one poorly setup awing (mine), taking no mercy on the inexperienced campers. The fire however, weathered the storm and when the skies cleared, everyone joined the circle to discuss the points of interests they witnessed throughout the day.

Day 2:

We woke up to a glorious blue sky, not a cloud in site. If someone arrived this day, they would not have believed us if we told them that a ravaging storm passed through the day before. After a relaxed breakfast, we headed off to the surrounding tracks. Several small river crossings coupled with picturesque mountain views was the continuous theme, as we made an arching circle around our camp site. There were number of camping sites which I'd consider coming back to in the future (if we were on our own and not able to get access to the best spot - Glen). There was only 1 section of track which deserved a walking through

first, and all members conquered with ease, under the guiding eye of Michael (aka Morning tea man).

In summary, an amazing campsite with scenic bush views, combined with some historic and some modern points of interest made this an enjoyed 2 day get away. I'll bring the whole family next time.

Matthew Thompson

We left Batemans Bay by 7.15 am and met up with the convoy at the Big Merino, Goulburn. Picking up another person along the way we drove through some very scenic countryside on our way to Abercrombie River NP. The grass was green and the stock in good condition. Although Michael pointed out the cows were standing up and there would be no rain, we noticed many of them also lying down!

We arrived at The Glen in time to set up camp and have lunch before being split into two more manageable sized groups. With Rob and Sue Phillips as our trip leader and Jake as Charlie we set off on our first drive of the weekend. As we drove along some great tracks, the storm clouds rolled in and so too did the thunder and lightning. One of our group saw a no through road sign and wanted to turn around on a number of occasions, the rest of us had faith in

Rob and Sue who had Michael's waypoints to guide us, so after a quick vote it was decided by the majority to forge ahead and have faith in the leaders. A good decision as many more good tracks would have been missed. The rain started, making the tracks a little slippery but everyone got through unharmed. We arrived back at camp to find group 2 had the campfire burning even with the rain pouring down. A good thing as several chairs and some bedding needed to be dried out when the rain stopped. The lesson was learnt by some that awnings and marquees should be tied down.

Day 2 Was clear and sunny. Time to tackle the tracks group 2 had driven the day before. The tracks had dried out pretty well and the drive was good. Arriving back for lunch it was then time to pack and head for home. Thank you, Michael, for organising another fantastic trip and Rob and Sue for taking on the job of trip leader for our group. Thank you also to our 'Charlie', Jake.'

Carol McKenzie

My name was Charlie for the weekend. He is important to make sure we don't loose anyone on the trip.

Difficult to keep a tight convoy with 12 vehicles from Canberra to The Glen as we spread out however we regrouped on air down.

Set up camp and lunch at the Glen. Sue and Rob lead the east loop after lunch. Mainly fire trails without much difficulty.

The sky looked ominous and the rain came. Tracks mostly shale however some clay sections kept the trip interesting.

Lightning and thunder during my gate shutting routine kept me wondering if the fence was going to be electrified. heavy down pour in camp. No wet tent for me however some others not so lucky.

Next day the western loop to a water wheel and beach. Not as much dust, again some climbs and descents.

In all a good weekend. Thanks Michael, Sue and Rob.

Jake

Janet found a water and mold issue on setting up camp so elected to stay behind on day one to clean. Janet was in camp to witness a mini cyclone which destroyed a couple of awnings and sent swags flying. Luckily, she was available to retrieve all items without getting hit by lightning.

With cleaning products supplied by Andy and sleeping bags from Darren and Sue and Rob Janet also successfully cleaned out the camper and was able to join the crew for day two's adventure. Note to self-check inside camper before heading off!

Janet

What a weekend. Myself and my two sons aged 11 and 12 (the boys) headed off early on the Abercrombie adventure. We were not sure what to expect. Michael and the group were fantastic and the drive into camp was easy.

The area was lovely, and the private camp ground was great. My boys were introduced to camping without toilet facilities and crossed that line into true bush camping. The weather was absolutely crazy the first day. I have done no real driving on muddy surfaces, especially the clay sort. I had the full attention of my boys when we literally slid down a trail (ruts are your friend here as I learnt) and crossed over

some "Gnarly stuff" as Sue our convey leader called it on the other side of the river crossing.

The feel of my 2.5-ton Ute sliding underneath me was an experience. When the weather turned bad (and I mean Bad) I recall as we were making our way back to camp, the CB message "we lost some swags and a couple of canopies". Driving into the camp ground, Adrian's brand-new canopy we had stored all our food etc under had taken a kite flight and broken into a couple of pieces. After a lot of scrambling in the rain that was bucketing down, a new shelter was constructed, and our gear covered. It was awesome, you felt alive and even though things were wet, we were wet, it really added to the fun. The sky cleared that evening and we had a great night around the fire, it was nice to see other kids in the convey. The next day was glorious and warm enough to dry everything for the trip home. Abercrombie is a lovely area and

worth a trip. The club, the leads and the group were all amazing. I look forward to the next one guys!

Sam Faraj and the boys







“SAFE ONE” BASIC DRIVER TRAINING

NOVEMBER 2018



Trainers

- **JOE BRIGUGLIO** CHIEF INSTRUCTOR
- **PETER BUTTERFIELD** TRAINING COORDINATOR
- **PETER WATSON**
- **DUCKY**
- **LINDSAY JONES**
- **JULIE BUTTRISS**
- **THOMMO**
- **TARA**
- **ROB DONALDSON**
- **ANDY SQUIRE**
- **BRONWYN SQUIRE**
- **LYNN DONALDSON**
- **STUART WATTS**
- **SCOTT BROADHEAD**
- **DIM VETERI**
- **MICHAEL PATRICK**

Students

- **ALAIN ARBAUT**
- **PETER CAREW**
- **JENNY GAWALSKI**
- **MARTIN GEERSE**
- **TONY GODWIN**
- **DAVID HEARNE**
- **ANGELA KATIC**
- **NATHAN KENNEDY**
- **GREG KENYON-SLADE**
- **BRAD MILLER**
- **GERARD O'NEILL**
- **STEVEN PULLEN**
- **PETER SHAW**
- **SEBASTIAN WAITE**

CONSOLIDATED “SAFE ONE” BASIC DRIVER TRAINING AT TALOOGUE PARK WAS CONDUCTED ON THE 1ST NOVEMBER TO THE 4TH NOVEMBER. THE FOLLOWING IS THE STUDENTS COMMENTS AND FEELINGS OF THE TRAINING CONDUCTED.

The camping was fine, and we were well informed about what facilities were available. The small walk to the toilets and class was a non-issue. A highlight was socializing around the campfire and BBQ where I got to hear other experiences and I am now very keen to get out there! All the lectures were informative, and I learnt a great deal from them.

The one on one driving training was fantastic, Thank you Michael! The gradual complexity increase was at the right pace for me and I grew in confidence and ability. Thank you to all the experienced members who gave of their time to share their knowledge and experience with us.

Greg Kenyon-Slade

My Partner & I had a great weekend & learned a great deal. It was very well structured & backed up some of the things I knew & taught me things I did not know. I learnt some new tricks my vehicle can do that I had not known before & the instructors I had were just awesome. Again, great weekend with great instructors that have passed on a lot of very useful information.

Brad

Out of all the training courses I have done over the years this would be by far the best. We had dedicated instructors who were/ are highly trained, structured seminars and tracks that started off challenging us as either beginners or in untested vehicles.

For each of the three days the tracks became more technical as we progressed in our training and abilities, this was also helped by the very informative morning seminars and practical's on different aspects of the vehicles, equipment and club conduct, at no time were we thrown into a situation that we felt we could not handle, everything was explained and talked through before being attempted.

I found the course was very well structured so you didn't feel rushed and restricted by time limits, with an instructor beside me at all times when on the tracks did wonders for my confidence as I was able to get more and more out of my vehicle and understand its and particularly my limits (occasionally I got poked by an unnamed instructor with a cane when I got it wrong).

The four days away was truly a great experience we got to put into practice what we were taught so not only did I get out of it what I wanted but also got to know existing members of the club better and made new friends that I look forward to traveling with on future club events.

Peter R Shaw

I joined the ST4WD club to learn how to properly and safely master the art of “4 wheel” driving off road. I never imagined going up steep hills that looked like there had been a landslide and going down steep embankments that looked like earth quake fissures. Some of these obstacles had names like “hole in the wall” “back door” and duck's crossing”. I felt betrayed, there was no hole, door, or ducks crossing the road, in fact there was no road to be seen.

Luckily for me I had Joe as my instructor he taught me how to ‘pick a line’, “momentum” and most importantly “ignition brake” and last but not least “NO CLUTCH”.

Thanks Joe, my heart rate and sphincter is back to normal.

After 3 days of intensive driving we all got a certificate to say that we are now competent “off roaders” up to grade 3.

As for the Saturday talk about different types of communications that was very informative thank you Pete B.

Marty G.

A friend suggested this club and course to me and I am forever grateful!!! Such a great bunch of people, so passionate and keen to pass on their knowledge and experiences! I am sure they all thought I had turned up at the wrong meeting when they saw my ‘truck’ ‘My Fun Size Fourby’ SWB Pajero was dwarfed by everyone else! But I was welcomed and didn't feel out of place. The tracks we drove and the hills we climbed were challenging and nothing short of fun! Though the others did mention a three point turn a few times, I must have missed that! :-)) I highly recommend this club to everyone! You won't regret it!

Ange

The three-day training course was an outstanding experience which exceeded all my expectations. The format of having an instructor provide one-on-one training for the whole three days provided the best possible learning environment, with my skills and knowledge progressing day by day.

Three days will not make us experts, but by the end of the third day I was not only a considerably improved driver, but perhaps more importantly, I was knowledgeable and aware enough to recognize and self-assess my own mistakes when I did get something wrong. That knowledge will provide an invaluable footing for further improving my skills as I gain more experience

Gerard O'Neill

Who would have thought you could learn all about religion, bondage, potential castration and left foot braking all on the same weekend, well, we certainly did, courtesy of all the colorful characters in our awesome club! We had an amazing weekend, jam packed with plenty of laughs, meeting new mates, but most importantly, absorbing the seemingly endless amount of knowledge our trainers willingly share. The structure of the course was great, becoming progressively more challenging with each drive out of home paddock. Thanks to everyone involved, I can't recommend it enough!

Dicky (Sebastian)

What a fantastic weekend with a great bunch of people. The instructors are amazing, giving up their skill and time to allow us newbies to learn from their experience. We would like to thank each and every one of them. We learnt a great deal this weekend about our skills and our car. We certainly went places that before the training we would not have even thought possible. We would also like to acknowledge and thank everyone at the club that has ever contributed to the facilities and tracks. They are all first class and we feel privileged to be members of this great club.

Steve and Kerrin Pullen

Fantastic weekend! I found the course to be well structured, the theory provided on the first day really set the scene for the following days and set down the fundamentals well. Not having any real 4WD experience, at least in the driver's seat, it was great to hear the concepts behind how to pick lines for safety, rather than just what line do I think the car won't get stuck on.

I've come away from the course with loads of confidence in both my vehicle and my ability to hit the tracks safely and looking forward to getting back on the dirt.

A massive thanks to all the Instructors for the weekend, it's great to see the comradery and support in the club, with all these people willing to help others gain a shared passion. This team and the course are a credit to the club.

Dave Hearne

We started on Thursday evening at Bredbo pub which made for a great informal meet and greet. From there we convoyed to Talooge park to set up our "accommodation" for the night. Friday morning comprised of theory, where Jo covered the mechanical intricacies of 4x4 vehicles, and general off-road driving tips and techniques.

After a quick lunch I eagerly went to joint my "team" to apply what we learned. Matt my instructor was very patient as we broke old habits - practicing techniques such as left foot breaking - and thinking critically about how to drive in an off-road context as we tackled challenging terrain. A few times I was not sure my car could do it, but thanks to Matt's guidance I was able to drive the tracks without issue. After the drive we had a debrief to discuss our experiences. Mine was great - I was able to try many things I had

learned and being able to get immediate feedback and assistance from Matt was invaluable. I noticed that everyone else was sharing similar comments.

On Saturday, Peter ran a great seminar about communication. I enjoyed how he covered technical concepts and correct procedures. After that we did practical training on vehicle recovery techniques, which will no doubt be useful in the future. The afternoon was spent on trails continuing to put theory into practice under Lindsey's guidance, including some unexpected recoveries.

Sunday was a full day on the track with Lindsey again, putting everything we learned into practice. It was exhausting but rewarding to see how our skills, knowledge, and confidence had improved in such a short span of time.

Many thanks to the team for teaching and guiding us over the 4 days. It was a thoroughly enjoyable and insightful experience for me.

Alain

I came to the Basic Vehicle Operation Course as virtually a 4WD novice with little experience and no prior formal training or instruction. As a novice I really appreciated the way the course was structured and run with clear theory lessons followed by practical application of driving skills. The challenging tracks provided a great platform to gain confidence in the capabilities of my vehicle and the one-on-one, real time advice and instruction during driving was a great way to reinforce the lessons learnt. I found value in the lesson and practical on vehicle recovery, about which I had very little knowledge. The fact that there were so many ST4WD club members on hand to instruct, assist and supervise and, during less formal sessions around the fire, provide the benefit of their years of experience, speaks volumes for the dedication and commitment of those members and the general ethos of the club. As a 4WD driver I still have a long way to go but I learnt a lot in just three days.

Tony Godwin

The ST4WD training weekend was a terrific course and both myself (as the student) and Rachel were impressed by the professionalism and dedication of the volunteer instructors. The weekend was challenging, rewarding and at times a little intimidating, but with our personal instructor (Rob) onboard providing expert and experienced guidance I managed to drive my vehicle along and through some very challenging tracks, that I would of (in the past) more than likely avoided.


The focus on safety, systems and technical skill both via the theory sessions and followed by the practical driving sessions was fantastic and as a result of participating in this course I feel more confident as a driver of our 4WD truck and look forward to putting the skills learned into practice on future 4WD travels.

Peter Carew

national museum of australia

BUSH MECHANICS

THE EXHIBITION



The broken-down cars and the ingenious bush mechanics who repair them are back on the road!

Based on the popular television series, *Bush Mechanics: The Exhibition* is more than a showcase of old cars and clever repairs. It also explores the importance of the car in the outback and provides insights into the life and culture of the Warlpiri people of Central Australia.

Exhibition on show 6 December 2018 –
24 February 2019 | Free

nma.gov.au/bushmechanics



Where our stories come alive
nma.gov.au

national
museum
australia





CLASSIFIEDS

GENUINE MAZDA BT50 BULLBAR

Genuine Mazda bullbar was fitted to my 2013 Mazda BT50 cab/chassis when purchased. Not able to fit a winch to this Mazda bullbar so I upgraded to an ARB Bullbar/winch.

Extra daylight running safety lights are also fitted into the standard Mazda bullbar. The other bullbar light is a Mazda standard combo indicator/fog light.

Contact Email jed05tmp@tpg.com.au

Contact Number 0488 004 148

Price \$350.00



TOYOTA. THE RANGE FOR ALL RANGES.

WHATEVER YOUR ADVENTURE



CANBERRA TOYOTA, PROUD SPONSOR OF THE SOUTHERN TABLELANDS 4WD CLUB!

Canberra Toyota

44 Wollongong Street,
Fyshwick
T 02 6222 1900
DL 17000219
canberratoyota.com.au



BatteryWorld

South Canberra

WE'RE THE BATTERYOLOGISTS

- Dual Battery Systems
- Electric Brake Units
- Deep Cycle, Marine
- Camper Trailers, Caravans
- Philips Lighting Agent
- Auto Electricians On Site
- Chargers, Solar Panels
- Inverters, Cabling
- Batteries For Any Accessory



Mon to Fri 8 - 5pm, Sat 8 - 3pm.

95 GRENVILLE CT, PHILLIP

02 6282 9884

OUR SPONSORS

PLATINUM



GOLD



SILVER

Canberra Toyota



BRONZE



TRADE SPONSOR

