



# SOUTHERN TRAILS

September 2017

## Next ST4WD Club Meeting

Will be held on

**Tuesday 12th Sept**

at 7.30pm

*Canberra Deakin  
Football Club*

3 Grose St, Deakin ACT

## Guest Speaker

**Mark Roberts**

**Battery World**

## Inside this issue

|                           |    |
|---------------------------|----|
| President's Post          | 2  |
| Memory Of Ian Goodacre    | 4  |
| Trip and Events           | 5  |
| New Club Bank Details     | 5  |
| Membership Moments        | 7  |
| Vehicle of the Month      | 7  |
| Something New or Unusual  | 8  |
| Club Clothing             | 9  |
| Talooge Park              | 10 |
| Wombeyan & Yerranderie    | 11 |
| Camp Hosts At Old Andado  | 19 |
| 4wd Spectacular           | 24 |
| Updating Your Member Pro- | 25 |
| Meet a Committee Member   | 27 |
| 4WD Easter Jamboree       | 28 |
| For Sale                  | 29 |
| Goin' Campin'             | 31 |
| Our Sponsors              | 32 |

## President's Post – Jim Anderson

### 2018 Spectacular

Rosters - thank you to Helen Montesin for managing the club's roster of volunteers for the show. Rosters will be available from the September meeting for members to volunteer for the various activities, day/s, time slots available etc. Remember this is a major fund raiser for the clubs involved and donates to community organisations so all assistance is appreciated to make it another successful show.

Volunteer Carparking Manager for the Spectacular - Responsibility for coordinating and managing the spectacular's major functions rotate between the three host clubs.

ST4WDC is responsible for carparking at the next show so we need a volunteer/s to undertake this role. This involves marking out the parking areas prior to the show and managing overall parking activities during the weekend. The task is ideally suited to two members working together and rostered volunteers assist with marking out of the grounds etc. For details please contact Marj Jones  
marjjones@rocketmail.com  
or Mob: 0427284236).

### Club Trips

Trip Leaders - it's great to see new trip leaders coming onboard following the very successful

inaugural trip leader training workshop held on the freezing weekend of 15 and 16 July. Scott Broadhead has taken up the challenge and has lead a group of members on the Bendethera and Abercrombie trips while Andy and Bron Squire have a trip though the Kangaroo Valley and Yalwal areas scheduled for mid October. Also, great to see existing trip leaders involved sharing experiences, information and acting as mentors.

Trip Reports and Presentations - speaking of trips, when the trip leader asks for volunteers for written or verbal trip reports (yes it usually goes stony silent on the radio at this point) please consider volunteering to do the written report for the newsletter or a presentation at a club meeting. Some trip leaders suggest participants provide one paragraph each on the trip highlights to ease the load and also a few members sharing the presentation at club meetings. Trip reports and presentations provide interesting information for fellow club members (and potential trip leaders) as well as rewarding the trip leaders who organise and run the trips.

Bush Skills Weekend 30 September & 1 October - this event will be held at Talooge and we will also be hosting members from the Wagga and South Coast clubs and possibly from the

## President's Post – Jim Anderson

Too Far South club (all association members). A schedule of demonstrations and activities is being developed and will be distributed to those attending. If you have something that you would like to demonstrate, or can assist with demonstrating activities please let me know. [president@st4wdc.com.au](mailto:president@st4wdc.com.au).

### Talooge

The next muster is on the weekend of 23 and 24 September and property coordinator, Scott Cumming, will be back on deck. Remember it is a social activity combined with property maintenance and the club puts on a sausage sizzle on the Saturday.

If you are planning on visiting the property you need to let one of the

following contacts know:

President –

Mob: 0408 283 496:  
[president@st4wdc.com.au](mailto:president@st4wdc.com.au)

Events and Trips Coordinator  
(during Property Coordinators absence until 14 September)

Mob: 0412 377 941:  
[trips@st4wdc.com.au](mailto:trips@st4wdc.com.au)

Education Coordinator -

Mob: 0417 480 856:  
[education@st4wdc.com.au](mailto:education@st4wdc.com.au)

Hope to see you at the general meeting on Tuesday 11th September or on a track somewhere.

Jim

## Volunteer's Wanted

### Bush Skills

We are looking for some volunteer's to demonstrate bush cooking.

Scones

Dampers

Camp Oven Cooking



## Memory of Ian Goodacre



A true friend and great travelling companion  
You will be missed

# Trips and Events – Michael Patrick

| Start Date | End Date  | Activity  | Type     | Leader            |
|------------|-----------|---|----------|-------------------|
| Open       | Open      | First Aid Training (Expression of Interest)                   | Training | Michael Patrick   |
| Open       | Open      | OziExplorerCE, Hema Navigator & Android Workshop              | Workshop | Michael Patrick   |
| 14-Sep-17  | 17-Sep-17 | Consolidated "Safe One" Basic Driver Training at Talooge Park | Training | Peter Butterfield |
| 20-Sep-17  | 20-Sep-17 | Basic Training 4WD Vehicle Evaluation                         | Training | Peter Butterfield |
| 23-Sep-17  | 24-Sep-17 | Talooge Park Muster   | Muster   | Scott Cumming     |
| 30-Sep-17  | 2-Oct-17  | Bush Skills Weekend   | Grade 3  | Jim Anderson      |
| 6-Oct-17   | 8-Oct-17  | Queanbeyan SES Landsearch Exercise                            | NR       | Alan & Marj Jones |
| 14-Oct-17  | 15-Oct-17 | Merlya and Monkey Gum   | Grade 3  | Andrew Squire     |
| 19-Oct-17  | 22-Oct-17 | Consolidated "Safe One" Basic Driver Training at Talooge Park | Training | Peter Butterfield |
| 21-Oct-17  | 22-Oct-17 | Talooge Park Muster   | Muster   | Scott Cumming     |
| 27-Oct-17  | 29-Oct-17 | Canberra Home & Leisure Show                                  | Event    | Dim               |
| 11-Nov-17  | 19-Nov-17 | Victorian High Country Ramble Vers 2                          | Grade 3  | Michael Patrick   |
| 12-Nov-17  | 12-Nov-17 | Brindabella Ramble  | Grade 3  | Michael Patrick   |
| 12-Nov-17  | 18-Nov-17 | Keith's Turnaround Tour Revisited                             | Grade 3  | Chris Nicolls     |
| 18-Nov-17  | 19-Nov-17 | Talooge Park Muster   | Muster   | Scott Cumming     |
| 25-Nov-17  | 25-Nov-17 | ST4WDC Christmas Party at Talooge                             | Event    | ScottCumming      |
| 8-Dec-17   | 8-Dec-17  | Driver Trainers Christmas Dinner                              | Event    | Julie Buttriss    |
| 16-Dec-17  | 17-Dec-17 | Talooge Park Muster   | Muster   | Scott Cumming     |
| 3-Feb-18   | 4-Feb-18  | 4 Wheel Drive Spectacular Outdoor Recreation Show             | Event    | Marj Jones        |
| 7-Jan-18   | 31-Aug-18 | Camper Trailer Workshop                                       | Workshop | Glenn Watts       |

## NEW CLUB BANK DETAILS

**PLEASE NOTE:** The Club has recently changed its Bank provider to “Bank Australia” and has new account details. The new details are:

**Bank:** Bank Australia

**Account Name:** ST4WDC

**BSB Number:** 313 140

**Account Number:** 1213 0617

Members should use these account details in all transactions with the club, including for membership fees and clothing purchases when using direct deposit.

Members who use Internet Banking and Mobile Banking please update your “PAYEE Listing” for ST4WDC with the new details.



## Trips and Events – Michael Patrick

What is it like being a trip leader?

Well my first trip was a hoot. Had fun planning the trip (and a backup plan just in case) - even though I was taking over Michael P's trip we had a planning session which was good fun.

Advertise the trip and make sure all participants are capable to meet any of the challenges the trip might entail.

Round up the troops and set off for the adventure that awaits

Once the journey begins it really isn't much difference between leading and following except the view is normally much clearer aka no dust and you get to see all the wildlife kangaroos, birds, spectacular views.

The group must still function as a team and as long as you have good communication between the lead car and Charlie then that's most of the battle won.

Yeah you might have to stop and clear the occasional tree or navigate a creek crossing, mud hole or climb the sand dune first but then you are able to guide the others and avoid any mistakes you may have made.

The pioneering spirit can be a good source for the adrenaline junkie among us - first to take the leap.

Communicating to the group is also fun as you get to meet lots of different folk and as you are leading your trip "what you say goes"

If things get out of hand on the tracks and someone is stuck it normally turns into a great team bonding exercise with everyone ready to help a fellow trip mate. Also, is a great talking point around the camp that night or maybe even for the next few years

Just make sure you communicate the time you want to head off the next day and rev up those who don't put the effort in to be ready on time.

Trip reports are a great way for the participants of the trip to thank their trip leader for taking the time to prepare the trip (which does take a lot of time) and also to take on the responsibility for leading the group into the unknown.

Cant wait for the next adventure to begin.

**Scotty B Leading**

## Membership Moments – Dim Veteri

Hi Everyone, below is information on current membership

Thanks Dim

**New members:** For the month of August, we have the following new members:

- **Kanu & Sandeepa Partha**  
Driving a Mitsubishi Pajero Sport
- **Sam & Suzie Faraj**  
Driving a Mitsubishi Triton
- **Scott Norman & Rebecca Clark**  
Driving a Mitsubishi Pajero
- **John & Tracey Graves**  
Driving a Mitsubishi Triton

I think that officially makes August Mitsubishi Membership Month

Welcome to the Club, I hope you have an enjoyable time getting out and about.

Please say hello to our visitors if you are at the Club meeting - if you see a new face, make them welcome and say G'day.

**Membership Numbers:** As at the 31 July we have the following membership:

|                  |     |
|------------------|-----|
| Ordinary Members | 241 |
| Life Members     | 9   |
| Sub-Total        | 250 |
| Family Members   | 179 |
| Total            | 429 |

Please feel free to contact me regarding any membership matters you may have either by email, phone or grab me at the meeting.

### Vehicle of the Month:



*Harry is sick of listening to all you "Toyota Toy" and "Nissan Nothing" owners having a go at his beloved Feroza, so he's emptied the bank account and made a few mods.*

*The long travel suspension is a definite winner as is the turbo V6 transplant, the diff locks and the new paint job.*

*It's so dam popular now, that people keep coming over and wanting to pose with the rocket*

***I WOULD DRIVE ONE (I think I'd fit in it?)***

## Something New or Unusual

Hi folks well this month I've gone with a mixed bag of newish and unusual gear.

### Glow in Dark Tent Ropes

Yep I'm not joking you can buy glow in the dark tent ropes. These are a great idea if you, like me, are starting to lose that once superb night vision, or you happen to partake in campfire activities that blur the vision. They stand out, don't require any power source and come in all your favourite Hi-Vis colours (green and orange)



Oh and you can also get these little numbers – glow in the dark tent rope tensioners

Or go overboard and get both!

Cost – the ropes are between \$6.50 and \$12.50 on ebay and the tensioners are around \$2.00

### Winch Rope Retainer Loop

I recently watched with interest as one of our members who spent considerable time reconnecting their winch rope which had unspooled off the drum. There has to be a better way I thought and yes there is.



The Tough Winch Rope Retainer Loop from **Tough Toys**, is a simple device which makes the use of a winch much safer. As the winch rope is un-spooled off the drum it is possible for the winch rope to be torn free. In most cases, a winch rope is generally held with a small bolt or grub screw.

The winch rope retainer prevents the winch rope from unspooling past 3 rounds of rope at the end of the drum. It does this by causing the rope to pull friction around the drum.

Tough Toys reckon that After testing and using the winch rope retainer they strongly recommend it for use with both synthetic winch rope and steel winch cable. Instead of attaching your winch rope directly to the drum, install the winch rope retainer on the first layer close to the winch rope terminal end.

Check it out at <http://www.tough toys.com.au/products/tough-toys-tough-winch-rope-retainer-loop/>



## Something new or unusual... cont.

### A GPS Unit that won't kill the Bank Account

If you are in the market for a GPS unit, but don't want to pay \$600 plus for a famous brand name unit, there is an alternative that has been tested on many a Club trip with success.



The XGody 7" GPS Navigation unit from our good friends in China can be purchased from ebay for around \$70. You will then need to purchase an OziExplorer CE License for \$40. Load the OziExplorer software on the XGody Unit and add your own maps or purchase them from various suppliers. You are now right to go. Not too sure if you can handle doing this on your own? No problems, there are a number of members in the Club that can help you set it up and give you the basics. Contact Michael at [trips@ST4WDC.com.au](mailto:trips@ST4WDC.com.au) and he will help out.

For a "ready to go" brand name unit go to [www.hema.com.au](http://www.hema.com.au) and check out their new HX-1 unit or the older HN7 unit. The older version is compatible with current Map formats used by most club members and is currently reduced in price as they run out. HX-1 costs around \$699 but you can pick them up for \$599 if you shop around and the HN7 units are selling for \$499.

## Club Clothing – Debbie Davidson



|                        |          |
|------------------------|----------|
| <i>Polo Shirts</i>     | \$38.00  |
| <i>Chambery Shirts</i> | \$45.00  |
| <i>Jackets</i>         | \$110.00 |
| <i>Hoodies</i>         | \$45.00  |
| <i>Rugby Tops</i>      | \$50.00  |
| <i>Caps</i>            | \$15.00  |
| <i>Bucket Hats</i>     | \$15.00  |
| <i>Beanies</i>         | \$20.00  |
| <i>Name Badges</i>     | \$10.00  |

**Unfortunately our Property Coordinator is still over seas on important business**



Toyota Hilux being recovered

# Wombeyan Caves and Yerranderie

Trip Leader Lynne & Rob Donaldson

## Participants

Andy and Bron Squire  
 Leticia and Ray Edwards  
 Juli and Thomas Poole  
 Sen and Waruni Wijeratne  
 Pat and Kirsty Jones  
 David and Sue Evans-Smith  
 Chris Bitmead and Siew  
 Graeme Booth

## Participants Comments

### Leticia and Ray

We had an early start to the trip with a meet and greet at the Eaglehawk on the Federal Highway at 7.45am. Our first stop was at the Taralga town park for a bathroom break amid a very cold wind and typical Taralga bitter chill. We continued on a lovely country drive down to the Wombeyan Caves where some of us enjoyed the delights on offer from the spectacular Wollondilly limestone cave. We enjoyed a light lunch before embarking on our 4WD cruise through the forest to the Blue Mountains National Park where we were faced with a decision about which way to go- left or right???? The GPS died and the power cord grew legs so the decision was made after a few suggestions over the radio to turn right. Thankfully

turning right proved to be the right decision as we came upon the Yerranderie township about an hour down the road.

After casing the joint, individual plots were chosen and the setup of the trailers, tents and swags began. What a beautiful camp ground we found - flushing toilets, hot showers, kitchen facilities, green grass and plenty of firewood to be had. Before we knew it, were sitting around enjoying a beautiful raging fire thanks to Grahame. Before long, the camp ovens were brought out and strategically placed in the coals in preparation for a well earned meal at the end of a great day.

Conversation flowed well into the night with the echo of Lynne and her fellow campers laughter filling the night air.

We woke to a spectacular day with blue skies and the sun shining. Some campers went on a town tour looking through old buildings and relics and imagining what life would have been like in the old mining days. Other campers looked around the site and went for a bush walk to the old mine site where a bridge had been constructed over an old mine shaft. Old equipment lay dormant in the bush evidence of a bygone era.



## Wombeyan Caves and Yerranderie

With a scheduled 11am departure we headed to the town cemetery passing the church, courthouse, police station and school as well as a rough old air strip. We had a walk around the cemetery discovering that the oldest person was 67 years of age confirming the fact that life in the mines would have been very tough. We then headed for our lunch destination, Mount Werong camp ground via a sensitive geological site where some discussion took place around a 'spear sharpening hollow' in the rock. Much to Chris's disappointment we pushed on through morning tea to have lunch at Mount Werong.

After lunch, we headed for home via Gurnang where we came across some snow on the side of the road and Lynne treated us all to a little snow play. The scenery between Gurnang and Taralga was just spectacular with beautiful views across the mountains and valleys. We departed ways in Taralga after an enjoyable weekend thanks to Lynne and Rob's organisation and trip leading.

### **Bron and Andy**

The Yerranderie trip, via Wombeyan Caves, was a relaxed, easy driving, scenic meander through Kanangra-Boyd National Park. Excellent trip

leaders and company made for an enjoyable weekend, with beautiful weather as an added bonus. The camp ground at Yerranderie was spacious, and the quasi-preserved village well worth exploring. There are plenty of walks around, including up to the ruins of one of the silver mine, and I think we all want to return with more time to explore - the more adventurous to climb to the spur overlooking the village. As we left on the Sunday we drove to the cemetery which has been partially restored. A bit eerie as it seems those that died were either 9 or 67 years old! Great trip, great location, and a must-return for us.

### **Pat and Kirsty**

On a cold Saturday morning we left Eaglehawk Carpark at 0745 for the first part of the trip via Goulburn, Taralga for a bladder stop and on to Wombeyan for morning tea and a tour Wollondilly Cave.

It was at this point that as first time trip participants, a cold sweat had broken out down the back of my neck. Despite being asked by Lynne at Eaglehawk if anyone needed fuel, my quick calculations and year 10 math's were letting me down, and I quickly realised that 65 litres of fuel in my massive fuel tank was not going to make the distance! Luckily



## Wombeyan Caves and Yerranderie

Andy had a spare 20 litres in his truck, and after a quick bit of horse trading we had agreed on a price.

Having a car on a lease, using a fuel card and never paying attention to the price of fuel made the \$4 a litre Andy was offering look like a great deal! Thanks Andy. The alternative was to turn back to Taralga.

We made our way up out of Wombeyan and turned north onto a series of fire trails, finally picking up the Oberon Stock route and following some spectacular roads into the area of Yerranderie. The private town is an abandoned mining area and provided a great overnight stay. Campsites were set up, food, wine and whisky was consumed and wood supplied as part of the camping fees. What more could you ask for?

After a pretty cold night, we had a tour of the town with our local guide, then walked up to look over the mine shaft, which at over 400 metres down was pretty impressive. It is not until you walk up out of the valley that you can see the scale of the mining, but also the spectacular views offer by the surrounding volcano rim. This area is well worth going back to.

The drive out was under perfect skies and offered fantastic views again. We stopped at a rock ledge

for group photos and a view of an area where the first Australians utilised a rock ledge for what looked like spear sharpening, which would have been useful given the number of wallabies in the valley below. When then moved on to Mount Werong for a well-deserved lunch and cuppa, (to make up for the eleveners that Thomas had missed out on) and then drove out of the Blue Mountains national park to find snow!!! What a great find, it was everywhere, or so it seemed. We stopped for a snow ball fight and some photos, then made our way back to the Taralga road where air was reintroduced to the tires and we headed for home.

We made it into Goulburn with 5 litres in the tank and a finance committee decision that the next big purchase would be a long range tank.

Thanks to Lynne and Rob for organising this trip. It was a great way for a newbie to get to know some fantastic people and enjoy our great outdoors.

### Juli and Thomas

After some dismal days and dire forecasts for the weekend, we streamed down the highway in sunshine and with the promise of a relaxing weekend. For this first part

## Wombeyan Caves and Yerranderie

of the trip on the tar, our canny trip leader had thoughtfully provisioned everyone with information on our destinations, and a pack of tasty Skittles. The route through Taralga was one we hadn't taken before, but will certainly take again. The cafe there looks tempting and the historic buildings are worth a weekend drive.

On to the Wombeyan caves, the drive was straightforward, with some lush vegetation, tree ferns, wattle and beautiful views. At the air down, we discovered one of the team hadn't been 4WD driving before. This trip was a great introduction. At the caves, there was plenty of time for morning tea before the guided tour through Wollondilly Cave at 10:30am. If you haven't been, it is well worth it. Don't let the five ladders and stair climbs put you off! It's a leisurely tour, and there's a lot to see. Our tour was enlivened by a nearly three year old speleologist who was determined to throw herself down every available black hole. For those not similarly inclined, there are caves you can wander through yourself.

Lunchtime back at the car park, and then it was on to Yerranderie.

The drive is an easy one, again with great vegetation and views through the Blue Mountains National Park.

All went well until the GPS froze at a T intersection. Go left or right? A moment's doubt, but then the back up kicked in (literally a suggestion from tail end Charlie) and we were back on track without recourse to paper maps.

Yerranderie itself was a private ghost town, which is now run by National Parks. The town started up around the silver mine, and features an historic post office, shops and cottages, some of which are used as accommodation. It's a comfortable place to camp, and facilities include showers, camp kitchen and verandahs for sitting out of the rain or heat. The caretaker provides plenty of dry wood for a great campfire. There is also an airstrip for those who want to avoid the drive.

The very cold night everyone predicted didn't happen, and there was a lively group sitting round the campfire until quite late. The beverages being consumed might have had a medicinal affect in chasing away the cold, and were certainly applied liberally.

Fortunately, our experienced trip leader (also one of the campfire crew) called a late start to the Sunday drive, with plenty of time for exploring before breaking camp at 11am.


A visit to the old cemetery on the

## Wombeyan Caves and Yerranderie

way out showed it wasn't all beer and skittles way back then, and we were on to lunch at XXXXXX. This was a great stop, with plenty of room off the road for the group. There was also a stop at a 'sensitive' area, with grinding grooves being found, although we did leave with the feeling we'd overlooked something. Maybe next time! The day being sunny, it was a surprise to

find a lot of snow beside the track leading to Goulburn - Oberon road. Enough for a snowball fight - albeit a small one!

This was a wonderfully relaxing weekend trip. Thanks to everyone for being great company, and thanks from all of us to trip leader, Lynne, for a great weekend.





# Wombeyan Caves and Yerranderie





## Wombeyan Caves and Yerranderie





# Wombeyan Caves and Yerranderie





## Camp Hosts At Old Andado

Peter Butterfield

Having visited Old Andado a number of times, I have been frustrated by not having the right gear or tools to fix little things while there. So when approached by David and Helen Sutton to assist as camp host at Old Andado for the month of July 2017 I was in.

We had 3 main projects in mind to do while there

### One

Install a relief vent to the donkey boiler, this was necessary because others had replaced the old metal tank with a new poly tank. In the process removing the vent and not replacing it. Subsequently, when you fired up the donkey boiler too much, without water flowing through it, the cisterns filled with boiling water. It was an accident waiting to happen.

### Two


Replace the shower roses as they faced towards the doors wetting everything in the cubicles.

### Three

Replace all the toilet cisterns, there was a variety of types and vintages of cistern which meant that it was difficult to repair them. We put the word out for help and thanks to Rob and Lynne Donaldson (Around Town Plumbing) they were able to

get new cisterns donated by Reece Plumbing Belconnen. ST4WDC donated a roll of copper to the project.

We arrived a day early to enable us to settle in and prepare to start our duties as caretakers, relieving the incumbent caretaker Cobby, that's when the fun began. Cobby Bob as he was known around the place, was not a person that took well to being told what was going to happen, he was more of a "do as I say type of guy" or I will shoot you.



But a couple of days of action on our part had Cobby on our side, even to the point where he left us while he went off for a few days to help out at Mt Dare

## Camp Hosts At Old Andado

Before we had even started in our official capacity as caretaker we noticed that the septic system was over flowing, this was due mainly to, lack of maintenance and the high volume of tourists that were coming through and camping. The cleaning of the septic system was to take all our efforts for the entire time we spent at Old Andado.

Camp carers are given a list of tasks that need attending to while you are there, these include.

- welcoming tourists, and ensuring there is a hot cuppa and scones on the go
- keep the amenities block tidy and supplied with toilet paper
- turn the generator on at night to pump water to the tank
- collect fire wood for the donkey and stove
- grade the air strip regularly, you never know when it may be needed
- keep the house clean , there are no windows so keeping the dust down is a battle
- And any small maintenance items that need attention that you are able to do.

### So how did we go?

We achieved our three main tasks

Helen made 33 batches of scones



When not working on the septic we also managed to

- replace all the taps to the basins, showers and cisterns
- replaced all the outlet pipes from the septic
- trimmed the tree from over hanging the dongas
- welded and repaired the BBQ plates in the camp ground
- cleaned the ash and rubbish from the fire pits daily
- cleaned the cupboards of mice droppings and dust
- washed all the linen and blankets
- repaired and built fences



## Camp Hosts At Old Andado

- installed an overflow pipe from the absorption pit of the shower block to the sewer line
- replaced all the old gal pipework to the shower block with copper pipe
- replaced old brass ball valves with new poly ball valves to stop them from seizing
- installed a ball valve to the outlet of the tank as there wasn't one to shut it off
- replaced the leaking pipe to the bush swampy
- repaired the blocked laundry outlet pipe
- replaced the bore line to the tank where it was above ground
- trimmed and tidied the gardens
- cleaned up the tank stand area
- repaired doors , kitchen cupboards , main house and toilet blocks
- repaired leaks in the roof over the display tables
- painted the light pole, donga tables and chairs, air strip markers
- re furbished all the signs around the roads into Old Andado

• and much more

All this could not have been achieved without help from Sheri, Tim, Bailey and Liam Saxon and Club members,

Thommo and Julie Buttriss

Don Wiltshire

Rob and Jane Dunlop

Peter and Gwen Henderson

Phil and Julie Henderson

As well as a number of travelers who saw the effort we were putting in to preserve the place and would stay a day or so longer than they had planned to help out.

It was not all work and no play, a couple of times David and I managed to get out and play in the desert, one day we went out on the Madigan's line to see how it had changed from the last time we were there, it is now a highway with many short cuts. It won't be long and it will be asphalt I think. If you are considering doing the Madigan's Line, you should go soon.

Another day we left the homestead and headed due east until we hit the fence line and then some, the dunes were getting steeper, which meant our return would be more difficult. Helen had told us to keep in touch by radio, so we did. "Copy Helen" "yes David" "we have come to a

## Camp Hosts At Old Andado

very steep dune, could be difficult to get back" the reply came back " I am sure you're both responsible enough to make the right judgement call" "OK we said"

We turned to each other and said, well straight on it is. We travelled a few more kilometer's and the going got really shitty so we decided to go back the way we came. As predicted "that" dune did test our skills to get over, but we conquered in the end

Probably one of the most satisfying

parts of being a camp host was getting to meet people, everyone had a story to tell of their travels, experiences and vehicle set ups.

David and I managed to hold up our end of many a conversation on any subject raised. We made many new friends and future travel companions.

So thanks to David and Helen for the opportunity to help and to the other club members that made for a great time at Old Andado





## Camp Hosts At Old Andado







**3<sup>RD</sup> – 4<sup>TH</sup> FEBRUARY 2018**

**Keep these dates in your diary as we need YOU  
to make it successful.**

This Show is run biannually by three ACT four wheel drive Clubs, the Landrover Club, ACT Family Club and Southern Tablelands.

Except for the Exhibitor Manager, it is run entirely on the volunteers from the three Clubs, a unique activity. Our Show is classed as one of the best.

Although the Clubs benefit from it, it also has a charity aspect where charities are used for the food supplies, a night presence by SES members and monies to three charities chosen by the Clubs themselves.

More information will be given as to how you can do your part as a Club member later in the year.

For information please contact Marj

email : [marjjones@rocketmail.com](mailto:marjjones@rocketmail.com) or

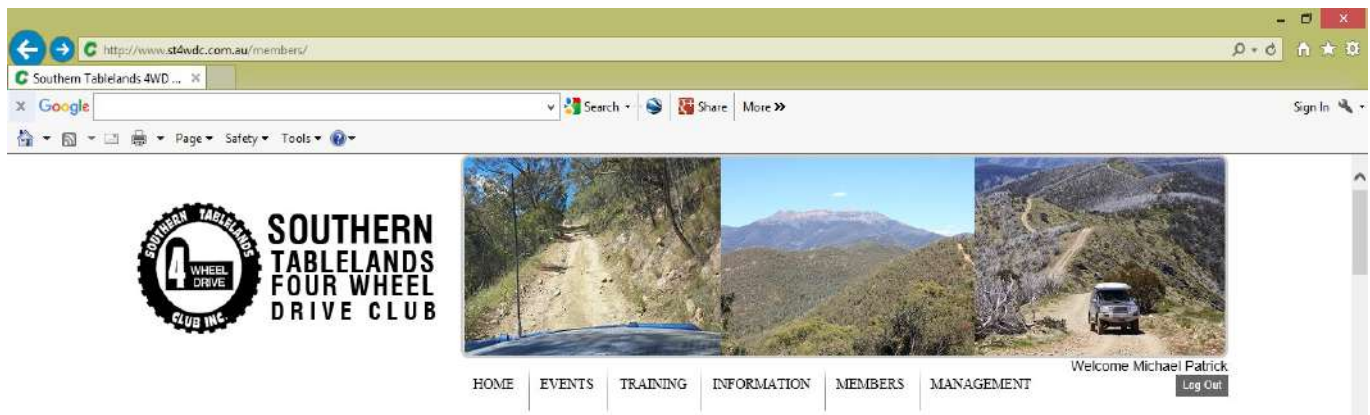
phone 0427 284 236

## Updating Your Member Profile Vehicle Details

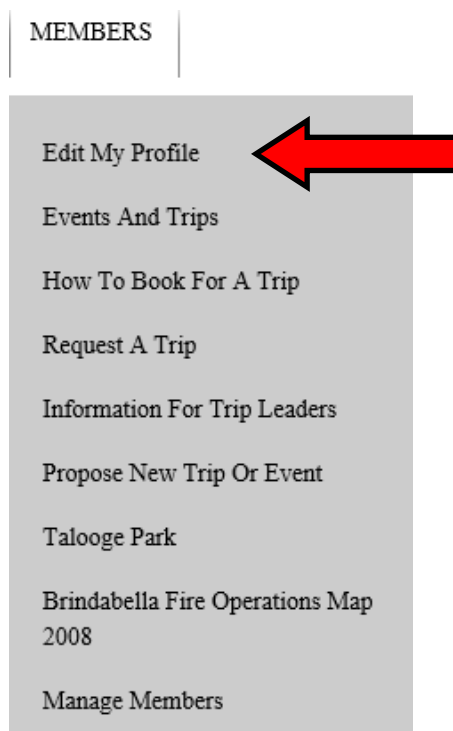
Members will know that we recently changed insurance providers and a requirement of the new insurance policy is that we keep records of all who participate in club activities and trips. One specific piece of information required is details about the vehicle used on any club activity. To enable the club to record this information and make a Trip Leader's job easier we are asking members to update their membership record on the Members websites to include the **Year, Make, Model** and most important the **Registration Number**. This way we can automatically record these details for most people who attend events and trips. Situations will arise at times when a member uses a different vehicle to the one list in their profile. In these instances we ask that you inform the trip leader.

To assist in updating your record the following "how to guide" is provided.

1. **Login as a member**
2. **Click on Members button**



3. In the drop down menu **Click on Edit My Profile**



4. At this page **Edit the details for your Vehicle**

SOUTHERN TABLELANDS 4WD CLUB MEMBERS MANAGEMENT

**Membership**  
Fred Bear  
Address 1: PO Box 11111  
Address 2:  
Suburb: Belconnen  
State: ACT  
Post Code: 2911  
[Edit Membership](#)

**\* Required Fields**  
\* Please check your details and click update to Save!

Login: Fred \*  
Password: ..... \* [ISSUE MEMBER CARD](#)

Membership: Full  
First Name: Fred \*  
Surname: Bear \*

Best Phone: 0421560755  
Mobile SMS: SMS Off

Financial: Yes AGM Vote: Yes  
OptOut Club Emails:  Yes  No

Email: Bear@gmail.com.au  
Email2:

Vehicle: 2014 Toyota Prado YYY 22F

Competencies: Basic ✓  
Advanced  
Water Crossing  
First Aid  
Sand Driving  
Navigation ✓  
Winching ✓  
Chainsaw ✓  
Instructor  
Advanced Trip Leader

[View my activity report](#)

Notes:  
• To enable SMS messaging, contact committee  
• You can select your own user Login

**Make, Model  
Registration Number  
& Year**

**Click Update**

5. Once you have finished editing, **Click on the Update Button**

6. Thats it—you can now log-out



## Meet a ST4WD Club Committee member

|  |   |
|--|---|
| Name:  | Bron Squire   |
| Position held on the committee:                | Secretary   |
| Occupation:                                    | Working towards retirement  |
| Why I joined the ST4WD Club:                   | My preference for the other club's shirt colours was overridden by Andy's attraction to Talooge and the ST4WDC's training courses.  |
| The year I joined ST4WD Club was:              | 2014  |
| Why I took on a committee position:            | Pressure!   |
| What I drive around town:                      | Nissan Pulsar SSS   |
| What I drive when 4WDing:                      | Nissan Navara   |
| Favourite place I've visited:                  | Africa  |
| Favourite saying or quote:                     | "My tastes are simple, I am easily satisfied with the best" (Winston Churchill, and coincidentally the champagne created in homage to the man is my favourite champers - Pol Roger) |
| My dream vehicle:                              | A purple one, preferably a helicopter   |
| On my Bucket List:                             | Retirement, Longitude 131 at Uluru, Antarctica  |
| The driving accomplishment I am most proud of: | Not killing us  |
| What I am passionate about:                    | Pretty much everything - no half measures with me.  |



### Training Course Certificates

I still have quite a few certificates for members who have previously completed a training course. If you have completed a course and would like your certificate, please come and see me at the meeting or if you can't make the meetings contact me at [membership@st4wdc.com.au](mailto:membership@st4wdc.com.au) and we can discuss how best to get it to you.

Regards Dim

# 2018 4WD EASTER JAMBOREE



Black Diamond Recreational 4WD Club in conjunction with NSW & ACT Four Wheel Drive Association would like to invite all affiliated club members to attend our Jamboree being held at Easter 2018.

All affiliated clubs are welcome. Come along and join in the Jamboree fun! Enjoy the adventurous 4WD trips and outdoor activities to be experienced by you and your family.

Located on 160 acres of private land adjoining Buckenbowra State Forest and Monga National Park. 45 minutes west of Batemans Bay.



**MORE...**  
information

[jamboree2018@gmail.com](mailto:jamboree2018@gmail.com)

Lee: 0409 668 175



**Buckenbowra - Batemans Bay  
29th March - 2nd April 2018**

To book for this event please go to the ST4WDC Web site

## For Sale

**Makita**

**DE4035 chain-  
saw**

**\$90**

14-inch bar, good chain and spare, comes with adjustment tool and original user instruction manual. This was my original first chainsaw and is a nice compact saw for firewood duties, track clearing and heavy pruning in the garden.



**iSatphone Pro**

**\$500**

Satellite phone handset for the InMarSat system.



See details at

<http://www.inmarsat.com/service/isatphone-pro/>

**Chris: 0490 038 235**

Four rims and tyres:


Mickey Thompson Baja STZ 265/60R18

Rims fit VW Touareg/ Audi Q7/ Porsche Cayenne only. PCD 5x130.

Best offer!

0432 629 566





## END OF Year and CHRISTMAS CELEBRATION

Do you HAVE any ideas or SUGGESTIONS  
FOR FUN activities, Food ... etc.  
to HELP Dave and Scott  
MAKE THIS a TRULY MEMORABLE event.  
PLEASE email your SUGGESTIONS to ...

Scott ... [property@st4wdc.com.au](mailto:property@st4wdc.com.au)

## Goin' Campin'

### Mixed berry jaffle



#### Ingredients

8 slices white bread  
125g Coles brand spreadable cream cheese  
1 cup Coles brand fresh frozen mixed berries  
100g Cadbury melts real white chocolate, chopped  
50g butter, at room temperature  
Icing sugar, to serve  
1/2 cup maple syrup, to serve

#### Method

##### Step 1

Preheat a sandwich press. Place the bread on a clean board and spread with cream cheese. Top 4 slices with berries and sprinkle with chocolate. Top with remaining bread, cream-cheese side down. Spread top of each sandwich with butter.

##### Step 2

Cook each sandwich for 2 mins or until golden and bubbly. Dust with icing sugar and serve with maple syrup.

### White chocolate & raspberry ricotta jaffle



#### Ingredients

60g fresh ricotta  
20g white chocolate, chopped  
2 slices white bread  
15g butter, at room temperature  
2 tablespoons frozen raspberries  
Icing sugar mixture, to dust

#### Method

##### Step 1

Preheat a jaffle or sandwich maker. Combine the ricotta and chocolate in a small bowl.

##### Step 2

Spread one side of each bread slice with butter. Place a slice, butter-side down, in the pre-heated jaffle maker. Top with the ricotta mixture and sprinkle with raspberries. Top with remaining bread slice, butter side up. Cook for 4-5 minutes or until golden. Remove from jaffle maker and place on a work surface. Slice and dust with icing sugar to serve.

# Our Sponsors



"No I'm right here thanks, you just need to push harder..." ...



If you would like to share your favourite recipe, tips and tricks, items to sell, good ideas and hidden gems or places to visit for our club newsletter - please email it to me at [publications@st4wdc.com.au](mailto:publications@st4wdc.com.au) or hand it to me at the monthly meeting.

As you can see this current newsletter has been produced using Microsoft Publisher - if you can forward your information in that format I would appreciate it. If not, that's ok I'm happy to transfer it across from the format you give me.

Thank you very much ... Glennis

