



SOUTHERN TRAILS

ISSUE 380 April 2011



C O N T E N T S

Directory	2
Taylor Torque	4
Membership Matters	5
Abercrombie River	7
About Trips	8
Trips and Events	10
New Members' Picnic	16
Tallaganda Forests	18
Victorian Mountain Magic	21
Getting Rid of the Dust	26
For Sale	30
New Member Information	31
Membership Form	32

General meetings are *usually* held at the Canberra Deakin Football Club, Grose St, Deakin at 7.30 pm on the second Tuesday of each month.

Next Meeting 12th April 2011

This month's magazine has been compiled by Peter Henderson
Cover photos by © Dave O'Connor and Peter Henderson (iPhone)

SOUTHERN TRAILS - is the magazine of the ST4WDC Incorporated,
GPO Box 2122, Canberra ACT 2601
ABN: 49 507 780 060
Registered by Australia Post
Print Post No. PP248831/00046
National Library Catalogue No. ISSN 0314-0814
Web Address <http://www.st4wdc.org>

The opinions expressed in the articles and letters in this magazine are not necessarily those of the The Southern Tablelands Four Wheel Drive Club.

Southern Trails is printed by INSTANT COLOUR PRESS, 21 RAE ST, BELCONNEN, ACT 2617.

All magazine correspondence should be directed to the Publications Coordinator.

Trip reports & articles of interest are very welcome. Contributions may be edited.

We gratefully acknowledge the support given to this magazine by our advertisers and encourage our readers to support and patronise them whenever possible.

SOUTHERN TABLELANDS FOUR WHEEL DRIVE CLUB INC.



Directory



President

Rosemary Orr
6241 0464 0414 568 358
Email: president@st4wdc.org

Vice President

Marj Jones
6284 3456
Email: vpresident@st4wdc.org

Secretary

Jo Delaney
0423 223 045
Email: secretary@st4wdc.org

Treasurer

Rick Holland
6292 6537 0412 335 962
Email: treasurer@st4wdc.org

Past President,

Peter Fenwick
0406 379 913
Email: ppresident@st4wdc.org

Publications Coordinator

Vacant

Email: publications@st4wdc.org

Education Coordinator

Peter Reynolds
6251 1258 0428 623 458

Membership Secretary

Greg Taylor
6241 3547
Email: membership@st4wdc.org

Events and Trips Coordinator

Richard Brand
0418 568 358
Email: trips@st4wdc.org

Property Coordinator

John Kjar
6287 7574 0432 737 440
Email: property@st4wdc.org

Public Relations Coordinator

Vacant

Email: public@st4wdc.org

General Members

Mary Biddle
6288 7882 0410 539 514
Email: Mary@st4wdc.org

Janet Neale
6297 2252
Email: Janet@st4wdc.org

Ian Goodacre
0403 304 505
Email: ian@st4wdc.org

Doug Brown
6297 2252 0419 467 701
Email: Doug@st4wdc.org

General Meetings are held at the

Canberra Deakin Sports Club, Grose St, Deakin

at 7.30pm on the second Tuesday of each month.

General Meetings are a focal point of the Club where members can meet and get information about past and future Club activities. Meetings are structured with a minimum of formality. Meetings regularly feature talks from experts on topics of interest ranging from vehicle mechanics to bush lore. Reports on past trips are presented and new trips are announced. Visitors introduce themselves, there is a raffle with generous prizes and a coffee break for catching up with other members. Don't forget to wear your name badge.

Ideas for guest speakers are welcome. Contact Mary Biddle if you know of someone who could make an interesting and topical presentation.

Many members gather before and after the meeting to enjoy a meal or drink at the Canberra Deakin Sports Club.

Publications

Website www.st4wdc.org. The site is used to provide timely information regarding Club activities and variations from previously announced plans. Especially, check for any last minute variations to trips you are undertaking.

Southern Trails is the ST4WD Club monthly magazine.

Trip reports, and articles that are relevant to Club members are welcome, as are photographs and illustrations.

Closing date for all material is the Friday following the monthly meeting. Send contributions to publications@st4wdc.org

Talooge Park

Talooge is the Club's 600+ ha bush block in rugged country east of Bredbo. It is used for training and other club activities, and members are welcome there for private camping, recreation and the simple pleasure of enjoying the bush. Several areas have been set aside for basic bush camping. Some have firewood, but no other services – no water, no electricity, no phone, very limited mobile phone coverage. Pets and the discharging of firearms are not permitted on the property. Visitors should assume that they are solely responsible for their own wellbeing and be conscious of the risks of fire, snakebite, etc. Mobile phone coverage is poor. In an emergency, neighbours Mr Richie Southwell and his sons, can usually be contacted using UHF channel 18.

Intending visitors should check with the Property Coordinator or a committee member regarding access procedures and the combination locks securing the gates.

Code of Ethics

These are the rules of conduct that we should all observe when using our vehicles in the bush. We should all take them to heart. Image is a difficult thing to change!!

1. Obey the laws and regulations for Recreational Vehicles that apply to public lands.
2. Respect the cultural, heritage and environmental values of public/private land, by obeying restrictions that may apply.
3. Respect our flora and fauna. Stop and look, but never disturb.
4. Keep to formed vehicle tracks.
5. Keep the environment clean. Carry your own, and any other, rubbish out.
6. Keep your vehicle mechanically sound and clean to reduce the environmental impact.
7. Adopt minimal impact camping and driving practices.
8. Seek permission before driving on private land. Do not disturb livestock or watering points, leave gates as found.
9. Take adequate water, food, fuel, basic spares and a first aid kit on trips. In remote areas travel with another vehicle and have Royal Flying Doctor Service, or equivalent, in radio contact.
10. Enjoy your recreation and respect the rights of others.
11. Plan ahead and lodge trip details with a responsible person.
12. Support four wheel driving as a responsible and legitimate family recreational activity.

Training

The Southern Tablelands Four Wheel Drive Club is devoted to providing the best driver training possible. The Driver Training Team provides a range of courses throughout the year. Students are assigned an instructor over the period of the course. The 1:1 instructor/student ratio ensures maximum transfer of skills and experience.

The current courses are:

Main Courses

Basic Driver Training,
Very Difficult Terrain, and
Advanced Recovery (for Grade 4 and 5)

Supplementary Courses

Water Crossing,
Sand Driving,
Practical Map Reading,
Navigation,
Route Planning,
GPS, and
Other specific training relating to Club activities such as camper trailers etc may also be introduced..

Training for Driver Training Instructors

Trainee Instructor,
Assistant Instructor,
Instructor, and
Chief Instructor

Visit the ST4WDC web page for full details which are expanded on in detail in the Driver Training Policy document located under the Training menu tab.

Partners are encouraged to undertake the Basic Driver Education course, and any of the other courses offered from time to time. Unfortunately couples cannot undertake the course at the same time as only one driver per vehicle can be instructed during a training course. Training of a member's child is subject to approval by Club management and only when spare places are available. Couples may attend the Navigation, Map Reading & GPS courses.

A special offer to travelers - Sewing Machine - medium/heavy duty - available for short term loan.

I have custody of a medium duty Singer sewing machine that is ideal for all those small canvas repair jobs or to create new tent peg bags, tool rolls, billy can bags, camp oven bags, etc. How far does your creative imagination go? The machine will handle up to three layers of medium weight canvas and uses very strong upholstery weight nylon thread that is great for reasonably heavy jobs.

Don 02 6161 1880 or 0408 649 732

Taylor Torque

Greg Taylor



A lot has been happening since our Club's AGM in March. There have been handovers from outgoing Committee members to incoming members and I have been involved in a couple of these too. When I look at what needs to be done, how it seems to get achieved without fuss, I appreciate the group of people working on the planning and management of the Club that much more.

Recently, Vickie and I were involved with others in the Bush Skills Weekend at Talooge. This event had been postponed from late last year due to poor weather. I have to marvel at the ingenuity and skills our members can pass on to each other. The format of the weekend was casual but there was a continuous stream of activities to be involved or just soak up. I won't go into all the details here as that will be in the Trip Report but I did want to mention an issue we had with our 'power' over the weekend. After setting up on Saturday morning I found our fridge faulting in the afternoon which means there is an issue with the deep cycle battery.

'Can't be' I thought as I had charged the battery on Friday night. But it was and it left me with really demonstrating our generator to the rest of the group which was on the weekend program anyway— it is great to have a quiet genny! So, it was looking like time to buy another deep cycle and I was considering an AGM battery as these have a good reputation for what we do and can last seven years or more with good care – just more expensive than a wet cell battery. My battery was my second wet cell deep cycle battery in some five years.

Well, it turns out with further investigation after we returned home, that the battery was fine but my isolator system was faulty. It was not allowing power through to our second battery once the starter or crank battery was 'charged'. Rod Brewer at Monaro Off Road replaced the isolator and the battery is still going strong – albeit some lesser cycles expected in its life for the experience!

Point to this story is I guess that things are not always what they seem when you first look at them. Issue and problem solving is a key skill for four wheel drivers as we often have to be self sufficient in the bush. On a touring trip I would have my generator with me but on the short weekends I don't bother so it would mean warm

drinks (cordial) unless others are willing to donate fridge space. Much of this art of problem solving was demonstrated over the weekend by our members.

The more everyone's experiences are shared the more likely it will help others to help themselves in similar situations. We have a wealth of experience in our club and perhaps you have something that you would like to share with other members in an article for Southern Trails?

When this is published I will be back from the Vic High Deep South trip. Michael Patrick, my son Brenden and I will travel together for a week – should be some interesting stories to tell – and pictures of Michael walking the water crossings I hope! Curried egg sandwiches are definitely banned!

I am really looking forward to a week in the high country and will be thinking of everyone stuck at work or home...pity I will miss out on the Stockton Beach trip and the Ballooning Festival too though. We do have a lot of things to choose from at this time of year.

Welcome to our new Committee for 2011! We have all positions filled including two key roles previously unfilled - Publications Coordinator and Public Relations Coordinator. The publications role has been shared between John Wiseman, Peter Henderson and Michael Patrick who have done a great job keeping Southern Trails in our mailboxes and will continue to do so. Michael is now our Publishing Coordinator and Rob Lejsek is our Public Relations Coordinator – an area that we really need a focus particularly with government agencies like Parks and other community groups.

Further information will be provided on all of our Committee members in the next edition so stay tuned.

Finally, thank you to our previous Committee for the great work they have done. Many are staying on and that helps enormously with continuity for our Club.

Greg T.

Membership Matters

(and social stuff) Kerry Lejsek



Membership Matters

This is my first column since taking on the role of Membership Secretary after the 2011 Annual General Meeting. I must say I am really impressed with the database and the automated systems that Jim Raleigh has set up to manage our memberships, mailing lists and club communications.

By mid March we had 221 current memberships comprising 3 Life Members, 210 Owner Members, 5 Competition Members, 3 Associate Members with 180 Partners and 29 Family Members. That is 430 members in total.

For 2011 we had 34 members who did not renew and their memberships and are now terminated, 17 members resigned and 24 New Members have joined the club – so far this year!

Welcome to our newest members:

John and Christine Cabban

Peter and Cath Blunt

James Presneill

Charles Jenkins and Fiona Hall

Membership Renewal – it's not too late to renew...

In accordance with our club rules the Committee terminated the un-renewed and expired memberships at their March meeting. Our club rules are that if a member has not paid their renewal by ten days prior to the Annual General Meeting the membership may be terminated by the Committee and a rejoining fee is payable. The rejoining fee is \$10 per year or part thereof to a maximum of four years after which, the full \$230 joining fee is payable.

Social Stuff

In late 2010 both Wendy Holland and I were approached to revive the Club's social calendar. So far we have held four successful social evenings and are planning a "wild west" weekend to kick off 2011 at Talooge over the weekend of 9

-10 April, evening events for May and June and Christmas in July.

These events provide a great avenue for members to catch up outside of normal club meetings, share a meal, talk about their favourite trips and a whole range of other stuff.

I extend a special invitation to our newest members to join in these events and encourage all members to watch out for the social events in Southern Trails and on the Website. As space for some events is limited please use the website to book in early (this helps with planning and catering too!) If any member needs assistance with booking into a social event please contact me on 0402 094 612.

Kerry

A black and white advertisement for Battery World. At the top, the logo features a sun and the text 'Battery World' with the tagline 'Power for anything... anytime!'. Below this, it says 'Need a Battery for your...' followed by icons of a car, boat, motorcycle, truck, and tractor. The main offer is 'FREE in-store auto Battery Testing and Sales at:'. The address is 'CANBERRA 95 Grenville Court Phillip (Behind Discount Tyres)'. At the bottom, it advertises '24hr Roadside Service' with the phone number '13 17 60' and the website 'www.batteryworld.com.au'. The background of the ad shows various battery products.

Camper trailer sales and hire

ABN: 34 102 155 962

Peter and Catherine

0412 866 375

www.independenttrailers.com.au

Call us:

- To hire a Tvan off road camper trailer
- For a demonstration of the Tvan
- To talk about buying a camper trailer

Local dealers for:

- Auspitt (camping rotisserie perfect for the campfire)
- Tanami pumps (transfer fuel from your jerry can to vehicle without effort)

Visit us at home in Chifley or see us at the following shows:

- 13-14 May Riverina Field Day in Griffith
- 16-18 September Orana Camping show in Dubbo
- 20-22 September Henty Field Days
- 15-16 October Murrumbateman Field Days
- 21-23 October Canberra Home and Leisure Show
- 29-30 October Garden and Outdoor Festival Wagga Wagga
- 4-6 November Sth Coast Caravan & Camping expo Batemans Bay



Telephone: (02) 6280 6416 Unit 1/68 -70 Kembla Street

Facsimile: (02) 6239 1606 PO Box 1113

Email: sales@wattscom.com.au Fyshwick ACT 2609

Web Address: <http://www.wattscom.com.au> ABN 62 008 641 923

We are a one stop communications shop providing GARMIN GPS and Navigational equipment, Vehicle Tracking, UHF and AM CB radios, Marine VHF & UHF radios, HF Radios, Commercial Two-Way radios, Hands Free Kits for mobile phones, sales and rentals of Mobile and Satellite phones, HF, UHF and Commercial radios.

Our installation bay is fully equipped to undertake installations into all types of vehicles.

Our workshop has qualified technicians who undertake the repair of HF Radios, AM/UHF CB's and UHF/VHF Marine radios, commercial radios – mobile and hand held.

We are the sales and service agents for the following brands:

GARMIN, GME-ELETROPHONE, ICOM, KENWOOD, UNIDEN, MOTOROLA, SIMOCO, AND TAIT. We can also provide satellite phones on the Iridium and Globalstar satellite networks.

ABERCROMBIE RIVER NATIONAL PARK 19-20 FEBRUARY 2011

Dan O'Hara



Michael Patrick Connor	Trip Leader Prado/swag Radio man extraordinaire tent
Sue & Phil Rayner	100 series/roof top tent
Christoph Rauch	100 series/swag
Kim & Mark Pritchard	Prado/tent
Sue, David & Andrew	Evans-Smith Prado/tent
Chris Harris	100 series
Julie & Phil Henderson	Prado/camper trailer
Vickie & Greg Taylor	Charlie Patrol/roof top tent
Anne and Dan O'Hara	80 series/tent

This was quite a notable weekend. Michael Patrick did not forget Kim and Mark nor did he have the entire convoy turn around unintentionally. Did we go along any wrong track? No. It was an exploratory trip with the aim of travelling as many

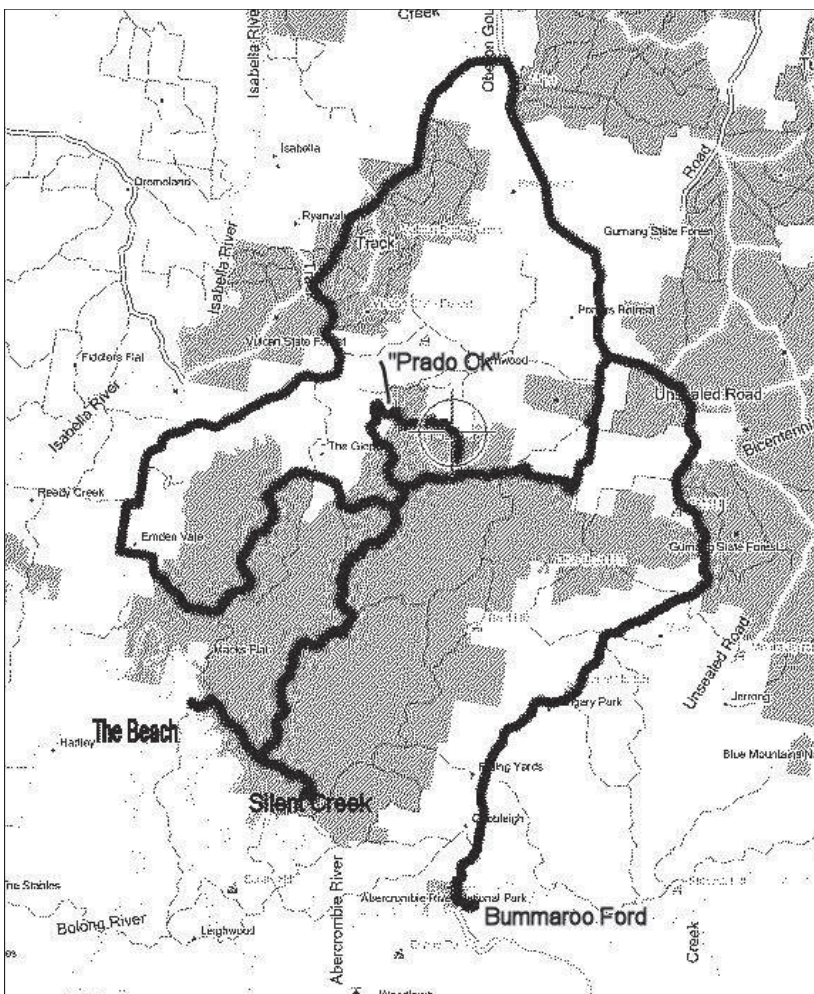
tracks as we could in the time so there was not really a wrong turn. Unnamed tracks on Michael's electronic maps didn't help on occasion but he kept a general bearing to the areas he thought we'd find interesting. Connor (10yo) was perhaps the most eloquent and polite radio person known to any convoy members. A great weekend despite having to pack (a little) wet.

It was simply easy road driving through to morning tea at Bummaroo Ford. There was a look of "there goes the neighbourhood" from a sole 4wder/camper as we drove in – he was gone when we left. A few bikies (complete with ute and esky) rocked in to the morning tea site as the vanguard of 50 bikes. We left shortly after. Connor was trying to encourage everyone to leave by using the 2 way from Michael's car.

Turning off the Taralga-Oberon road at Felled

Timber Rd another easy drive through Gurnang State Forest (largely cleared) on good dirt to the NP entry where we aired down and dropped down off the grid into the NP. Radio chatter between Michael and Greg turned to the steep and rutted sharp turn a little ahead. I'm sure it was to put the relative newbies (us) on edge. We hit the sharp turn and yes, despite the big turning circle of the 80, I cut the turn short and stopped going forward. Oh oh (or words to that effect) but we did a stall stop, reversed down a little bit and the 80 was off again with barely a dislodged stone ((;)) on a much better line. Only one other vehicle cut that corner short and had to reline but that's the trip leader's duty so that others can be warned!

From then on we travelled relatively interesting forest roads with yellow, grey, white and other coloured gums along ridge lines with great views and down and up through gullies. Michael asked us



ABERCROMBIE RIVER NATIONAL PARK 19-20 FEBRUARY 2011

Dan O'Hara



all to keep an eye out for the waterwheel.

We passed old settled spots with names like "The Sink" and "Licking Hole" which of course prompted further radio chatter. Fire trails travelled also had names that suggested interesting origins such as "Brass Walls" as well as the more functional "Middle Fire Trail".



Connor's instructions for turns and chirpy "Thank you Charlie" added to the driving. Many of the trees were furry with that prehistoric look once the effects of a hot fire had started easing. Lunch was at a cleared patch along a track. Sue and Phil smugly broke out ice block sticks – but only two sadly.

There were a number of steep rises and falls and Michael placed 100 series in front of and behind Julie and Phil's camper trailer. While Phil later said he was down to 1st gear on a hill they never really had any difficulty.

As the Saturday afternoon wore on we went down the steep trail to "The Beach". Only a couple of other 4wds were there. The Casuarina fringed water enticed Christoph to take the plunge but most were happy skimming stones or chatting by the water's edge. A quick discussion meant that we would travel back up to the ridgeline then down once more a few kays away to Silent Creek for camp. Another but much smaller 4wd contingent was there but Silent Creek (which had flowing

water – contrary to the NP description that it was normally dry) had room for plenty.

After tents/campervans/swags were set up we had light but regular rain. Fortunately there were sufficient tarps and shelters from Kim and Mark and Vickie and Greg to allow cooking and most of the group to chat over dinner with an ale or two. Phil and Julie looked particularly comfortable cooking, drinking and talking with others around their camper trailer during the showers.

There are a lot of snorers in the Club. Sue E-S told us in the morning that she had the pleasure of listening to the irregular shower and the regular snoring from all directions for most of the night. Sue, David and Andrew's tent seemed quite large compared to other tents but easy to pack away into their Prado. Chris slept in his car and only needed to pack his stand-up changing room.

Sunday saw us explore more of the tracks. Most of the forest and fire trails were in good condition with little to challenge the wary. However, there were a few small water crossings. One such crossing (S34 02 16.3, E149 42 25.2) marked the back left hand of every Prado but no other vehicle. It was a suitable place to have a break. The march flies had a good time here as well concentrating, in particular, on Vickie.

The colour of the trees expanded into mauves, apricots and creams. Quartz littered the tracks at the tops of the hills.

As we meandered our way out of Abercrombie under Connor's guidance we ended up going north through the recently cleared Vulcan State Forest – what a contrast to the NP. We hit the blacktop again from Isabella trail and headed to Bummaroo for a late lunch. Connor's happy voice was strangely missing from lunchtime on.

Thank you Michael – a great and interesting trip.

ABOUT TRIPS

TRIP GRADING

For trips in the club's calendar a grading system of levels 1 to 5 is used to assist members in deciding which trips they would most enjoy and which grade suits the driver's level of skill and experience. This system of grading is a guide only. The grade assigned to a trip may change due to weather conditions, and the trip leader should be consulted in such circumstances. The trip leader has the right to deny a request from a driver who is considered not to have the necessary level of skill in 4W driving, or whose vehicle is deemed inadequate.

- *GRADE 1:** very easy with little, if any 4w driving involved; will usually consist of a scenic tour or a trip to camp. No 4WD skills are needed.
- *GRADE 2:** a relatively moderate 4WD trip with winching and/or towing unlikely. Moderate level of 4WD skills needed, as well as completion of Basic Driver Education Course.
- *GRADE 3:** a medium 4WD trip which requires cautious driving; winching should not be required. Good level of 4WD skills needed, as well as completion of Basic Driver Education Course.
- *GRADE 4:** a moderately difficult 4WD trip with some winching and/or towing almost a certainty. High level of 4WD skills needed, as well as completion of both the Basic and Advanced Driver Education Courses.
- *GRADE 5:** an extremely difficult 4WD trip. Participants must be experienced at traveling over difficult terrain. Winching and/or towing will definitely be required and participants must have all their own recovery equipment. Skill levels the same as Grade 4.

DRIVER EXPERIENCE

Conditions on some trips at Grade 3 and above may prove too difficult for inexperienced drivers. Please advise the trip leader of the level of skill, and vehicle equipment when signing up for such a trip. Members must have attended the 'Safe-One' Basic Vehicle Operation Course before driving on a Club trip above the Grade 1 level, unless they have satisfied the Club's Education Coordinator that they have the necessary experience.

TRIP PLANNING

If you are planning a Trip or Social Event for the Club contact the Club Trips Co-ordinator, preferably at least two months in advance of your chosen dates. This will allow time to give your event a 'good plug' in the Southern Trails, and it helps to avoid clashes with other people's plans. However, if a good event opportunity comes up at short notice our rules are sufficiently flexible to enable a quick approval. Club policy requires that a Club event shall be publicised in the Club magazine, or at a General Meeting of the Club, or on the Club's website in order for it to be considered a formal Club event and so be covered for the purposes of insurance, subsidies and so forth.

For a trip using tracks that are not public roads it is Club policy to confirm with the appropriate authorities that access is permitted on the chosen dates. This includes National Parks, State Forests as well as private property.

CB RADIOS

The Club strongly recommends that a UHF radio be carried to facilitate convoy procedures. UHF channel 14 is used as the standard channel for trips.

FIREARMS & PETS

Firearms are not permitted on club trips. Pets are not allowed in National Parks, otherwise refer to Trip leader.

TRIPS AND EVENTS



9 - 17 Apr 17th National Ballooning Championships 2011-036

Trip Leader: Graham Kerr
Email: trips@st4wdc.org
Phone: 0418 568 358 (m)
Limit: unlimited
Start: 9:00 AM
Meeting Place: Canowindra
Description: The Australian National Hot Air Ballooning Championships are coming to Canowindra this year, just a couple of hours drive from Canberra. There will be nighttime balloon glow and food markets, so this could make a great weekend destination. If you are interested in helping and can be available, please contact Graham directly. Among other things, there will be a chance to read a wind reader to gather weather information to assist the Championship Director set competitive tasks.

16 - 17 Apr Talooge Working Bee 2011-027

Trip Leader: John Kjar
Email: john.kjar01@gmail.com
Phone: 02 6287 7574 (h); 0432 737 440 (m)
Limit: unlimited
Start: 8:30 AM
Meeting Place: Bredbo, Jerangle Road, 100-m off the Monaro Hwy
Requirements: Plenty of enthusiasm and good humour. BYO food and drinks and the usual Happy Hour rituals will be observed.
Description: Participants are welcome to join in the fun on either Saturday and/or Sunday. We have a large work program to carry out including more planting (and construction of enclosures to protect the plants), other land care activities such as spraying, pruning etc, erection of a shelter at the Offset Mounds, paving the floor of the Chemicals shed, etc etc.
Comments: Please contact me prior to the event and I can advise on any special requirements.

23 Apr Easter Saturday BBQ and night drive through the Brindies 2011-039

Trip Leader: Robert and Lynne Donaldson
Email: aroundtownplumbing@grapevine.com.au
Phone: 0407 072 573 (m)
Limit: 8 vehicles
Grade: 3
Start: 4:30 PM
Meeting Place: Casuarina Sands
Description: Meet at the Casuarina sands BBQ area below the cotter pumping station for a BBQ and Easter Egg hunt for the kids, then after dinner we will head out to the Brindies for a night time drive exploring the tracks, heading up to the Mount Coree Summit to take in the view. Kids are encouraged to come along. Bring your own dinner and drinks

4 May Chainsaw revision course 2011-038

Trip Leader: Neil Ellison
Email: airbags@optusnet.com.au

TRIPS AND EVENTS



Phone: 0413 504 324 (m)
Limit: 6 people
Start: 7:00 PM
Meeting Place: Queanbeyan SES, 34 Erin Street, Queanbeyan
Requirements: The program will consist of an evening theory session at the SES Offices in Queanbeyan on 4 May and a weekend practical session at Talooge on 7 and 8 May. You must attend the Wednesday night session prior to participating in the weekend practical.
Description: Neil Ellison, a Club member and also a member of the Queanbeyan SES is conducting an event for SES members to practice and gain more confidence in the safe use of chainsaws for lopping / limbing trees. He has offered to accommodate up to six ST4WDC members in the training program. Please note this is not a certificated course and completion does not entitle you to use the Club chainsaw - we hope to conduct a certificated course later this year.

7 - 8 May Chainsaw practice

2011-041

Trip Leader: Neil Ellison
Email: airbags@optusnet.com.au
Phone: 0413 504 324 (m)
Limit: 6 people
Start: 9:00 AM
Meeting Place: Talooge Park
Requirements: Preferably members should have their own chainsaw in good working order and all safety equipment (Chaps, ear muffs, helmet, glasses etc)
Description: Neil Ellison, a ST4WDC club member and also a member of the Queanbeyan SES, has arranged a program to enable SES members to practice and gain more confidence in the safe use of chainsaws. He has kindly offered to extend the course to include up to six ST4WDC members. Please note that the course is intended to provide more practical experience and is not intended as a certificated course similar to those the SES has provided previously (and which is required before you are eligible to use the Club chainsaw). We hope the Queanbeyan SES will be able to carry out a certificated course later this year.
The program will consist of a theory session on the evening of 4 May (see earlier event) and a practical session at Talooge on the weekend of 7 and 8 May. Participants must attend the theory session prior to their participation in the practical session.

7 - 8 May Bendethra Weekend Getaway

2011-040

Trip Leader: Rob and Lynne Donaldson
Email: aroundtownplumbing@grapevine.com.au
Phone: 0407 072 573 (m)
Limit: 10 vehicles
Grade: 3
Start: 8:00 AM
Meeting Place: McDonalds Car Park Queanbeyan
Description: Previous trip on the 2nd of April was cancelled due to closure of Deua National Park. The plan is to travel via Araluen and have morning tea at Dry Creek. From here we will travel via Merricumbene fire travel . The track can be quite rutted and tricky in certain sections. We will depart Sunday midday and head out via Dampier fire trail and other tracks leading to Krawarree road. Parties may split up here to head to North Canberra. The rest will travel Snowball Road into Tallaganda National Park and eventually reach Michelago. This will be a child friendly trip - all kids welcome.

TRIPS AND EVENTS



13 - 15 May "Safe One" Basic Driver Training at Talooge Park

2011-

012

Trip Leader: Peter Reynolds
Phone: 02 6251 1258 (h); 0428 623 458 (m)
Limit: 20 people
Start: 7:00 PM
Meeting Place: Bredbo Service Station
Description: This is the Club's official and accredited basic driver education course.
Comments: You must phone Peter to book this event

14 - 15 May Remote First Aid Course

2011-006

Trip Leader: Jo Delaney
Email: ijdelaney@iinet.net.au
Phone: 0423 223 045 (m)
Limit: unlimited
Grade: 1
Start: 8:00 AM
Meeting Place: Talooge Park
Description: This is a 2 day training course to achieve the Remote First Aid Certificate, which includes the Applied First Aid Certificate.

The certificate offered is HLTF301B "Apply First Aid", which is the nationally accredited qualification normally required for a workplace first aider. This is sometimes referred to as "Senior First Aid" by some organisations ... they are exactly the same.

We will also be offering a "Statement Of Participation" for the "remote" component. This is not nationally accredited.
Comments: The cost is \$195 per person for the 2 day course (fee to be paid prior to the start of the course)

21 - 22 May Return to Belowra

2011-037

Trip Leader: Peter and Gwen Henderson
Email: hondo@homemail.com.au
Phone: 02 6231 3005 (h); 02 6249 9585 (w); 0419 690 190 (m)
Limit: 10 vehicles
Grade: 2
Start: 8:30 AM
Meeting Place: Williamsdale
Fuel: Full tank
Maps: Talk to Peter
Requirements: Basic driver training
Description: On Saturday we will meet at Williamsdale at 8.30am, head out via the Tinderrys, Slap Up and Badja Fire Trails, and on to Belowra. Sunday, return via Wandella Trig, and up Wadbilliga then home via Numeralla. Camper trailers welcome.
Comments: Nice easy drive to a great camping spot by the Tuross River. There is a river crossing involved on Sunday. This could change if there is rain during the week prior. There is a small charge for camping

TRIPS AND EVENTS



22 May "Safe One" Basic Driver Training Course Follow-up Day

2011-013

Trip Leader: Peter Reynolds
Phone: 02 6251 1258 (h); 0428 623 458 (m)
Limit: 20 persons
Start: 8:00 AM
Description: This is day three of the basic driver education course and MUST be attended before participating on any Club trips where the proposed route is expected to be at Grade 2 or above

28 - 29 May OziExplorer Nav X

2011-033

Trip Leader: Michael Patrick
Email: michael.patrick2@bigpond.com
Phone: 0412 377 941 (m)
Limit: 10 vehicles
Grade: 2
Start: 8:00 AM
Meeting Place: Williamsdale
Fuel: Full Tank
Maps: Will be supplied where possible. If you have electronic maps of the general area bring them along
Description: This is a hands on OziExplorer Navigation Exercise. We will depart Williamsdale at 0800 and proceed to Talooge. We will then devote Saturday morning understanding trip planning and using OziExplorer, plan a route to Cowarra Gold mine. After lunch each vehicle will drive to the gold mine using their GPS and return to Talooge. Saturday evening will be devoted on planning a route to Tallaganda National Park and driving the tracks. On Sunday each vehicle will follow their trip plan prepared on Saturday night and drive the National Park with the aim of being back in Canberra by 1700.
Comments: You must have a GPS using OziExplorer and the ability to transfer information from a Laptop to a GPS unit. If you have a laptop please bring it along. This is an exercise to enhance users skills in using OziExplorer for trip planning. Please note this is not a basic introduction to OziExplorer but slightly more advanced. This is the first time this exercise this has been run so it will be a learning curve for me with lots of Lab Rats.

5 Jun Winching and Recovery Exercise

2011-018

Trip Leader: Peter Reynolds
Phone: 02 6251 1258 (h); 0428 623 458 (m)
Limit: 12 people
Start: 8:30 AM
Meeting Place: Casuarina Sands
Requirements: Basic driver training, vehicle with electric winch or hand winch, full recovery kit
Description: Winches are great if they are working and you know how to use them. This training day will help on both counts.
Comments: You must phone Peter to book this event

TRIPS AND EVENTS



16 - 18 Sep "Safe One" Basic Driver Training at Talooge Park 2011-014

Trip Leader: Peter Reynolds
Phone: 02 6251 1258 (h); 0428 623 458 (m)
Limit: 20 people
Start: 7:00 PM
Meeting Place: Bredbo Service Station
Description: This is the Club's official and accredited basic driver education course.
Comments: You must phone Peter to book this event

25 Sep "Safe One" Basic Driver Training Course Follow-up Day 2011-015

Trip Leader: Peter Reynolds
Phone: 02 6251 1258 (h); 0428 623 458 (m)
Limit: 20 people
Start: 8:00 AM
Description: This is day three of the basic driver education course and MUST be attended before participating on any Club trips where the proposed route is expected to be at Grade 2 or above

29 - 30 Oct River Crossing and Sand Driving 2011-020

Trip Leader: Peter Reynolds
Phone: 02 6251 1258 (h); 0428 623 458 (m)
Limit: 20 vehicles
Start: 8:00 AM
Description: This is the Club's annual training course covering river crossings and sand driving. You must phone Peter to book this event.

5 - 6 Nov ST4WD 35th Anniversary Event 2011-031

Trip Leader: Kerry and Rob Lejsek, Rick and Wendy Holland
Email: lejsek@grapevine.com.au
Phone: 02 6161 7597 (h); 02 6271 1967 (w); 0402 094 612 (m)
Limit: unlimited
Start: 7:00 PM
Description: This event is still in the planning so mark this weekend in your Calendar to Celebrate the Club's 35th Anniversary!

11 - 13 Nov "Safe One" Basic Driver Training at Talooge Park 2011-016

Trip Leader: Peter Reynolds
Phone: 02 6251 1258 (h); 0428 623 458 (m)
Limit: 20 people
Start: 7:00 PM
Meeting Place: Bredbo Service Station
Description: This is the Club's official and accredited basic driver education course.
Comments: You must phone Peter to book this event

TRIPS AND EVENTS



20 Nov "Safe One" Basic Driver Training Course Follow-up Day

2011-017

Trip Leader: Peter Reynolds
Phone: 02 6251 1258 (h); 0428 623 458 (m)
Limit: 20 people
Start: 8:00 AM
Description: This is day three of the basic driver education course and MUST be attended before participating on any Club trips where the proposed route is expected to be at Grade 2 or above

11 Dec Winching and Recovery Exercise

2011-019

Trip Leader: Peter Reynolds
Phone: 02 6251 1258 (h); 0428 623 458 (m)
Limit: 12 people
Start: 8:30 AM
Meeting Place: Casuarina Sands
Requirements: Basic driver training, vehicle with electric winch or hand winch, full recovery kit
Description: Winches are great if they are working and you know how to use them. This training day will help on both counts.
Comments: You must phone Peter to book this event

4WD TRAINING SERVICES P/L

ABN 008 545 980

Over 30 years 4WD Experience passed on to you

ONE ON ONE TRAINING

THE BEST TRAINING YOU'LL GET

This training course covers two competency units

- SRO DRV001B - Drive & Recover a 4WD Vehicle
- SRO DRV002B - Drive a 4WD Vehicle in Difficult Terrain

In your house 4hr theory component including training DVD
8hr practical component including 4WD recovery techniques

- Member Australian Driver Trainers Association Inc.
- Certificate IV in Driver Instruction
- Accredited Driving Instructor A.C.T. Government
- Certified 4WD Trainer Assessor
- Licensed 4WD Mechanic 30 years

*Private & Government Departments Catered For
One on One or with a partner (max 2)
Fully insured & first aid certified*

Call Peter anytime for information & bookings (training weekdays only)

0428 623 458

NEW MEMBERS' PICNIC

13 FEBRUARY 2011 GLEN TORR



Participants

Ian Goodacre (Leader) & Sandra McDougall:	Hilux ExtraCab
John Anne & Max (lucky meat tray winner)	
Mayberry:	Toyota Prado
Bradley & Suzanne Burnett:	Suzuki Vitara
Dean Parham:	Nissan Navarra
Sabine Meyer:	Suzuki Grand Vitara
Craig & Debbie Betts:	Toyota Prado
Dan & Anne O'Hara:	Toyota 80 series
Matt & Christine Gaul:	Nissan Navarra
Garry & Pauline Lymbery:	Nissan Navarra
Alex de la Mare &	
Nicole Nijskens:	Jeep Wrangler
Ian & Marion McNaught:	Toyota Prado
Glen Torr & Christine Fulton:	Toyota 200 series
Don Wiltshire:	Holden Jackaroo
Ian & Suzanne Brown:	Toyota Prado

Departure

The group met at Williamsdale and new members were introduced to radio and convoy procedures. With some apprehension the convoy departed and many of us had our first exposure to convoy driving. It is certainly a different experience to be part of a convoy on a highway. After turning off the Monaro Highway at Bredbo we dropped our tyre pressures before heading onto dirt roads. I was amazed at the difference this made to comfort.

Morning Tea

Morning tea was a pleasant affair at the camping area beside the Numeralla River. Much conversation helped decrease apprehension amongst new members and new ideas and techniques were discussed. After morning tea we drove through the Badja State Forest. During this part of the drive it was interesting to hear an experienced member in the middle of the convoy act as a radio relay between the leader and Charlie. The sky had darkened but no rain and very pleasant views were to be enjoyed.

Lunch

We arrived at the Cascades picnic and camping area for our lunch break. This is very pleasant and

a mental note to camp here in the future was made. Ian and Sandra made a start on lunch while most of the others enjoyed the short but strenuous walk to the Cascades which were flowing well. An excellent lunch of sausage, onion and condiments was prepared by Ian and Sandra and well appreciated. The group talked pleasantly for some time and it was nice to meet new people and discuss 4WD with experienced members.

Afternoon Tea

Another pleasant drive via Slap Up Fire Trail and Gourock National Park brought us to Captains Flat for afternoon tea. In Captains Flat we pumped our tyres back up to highway pressures. Dean was unfortunate to have got a puncture. The positive side of this was a tyre plugging demonstration carried out by Don Wiltshire. This was watched intently by all the new members as well as Isobel, Matt and Christine's daughter. It was good to see Isobel's enthusiasm for acquiring 4-wheel drive skills at such an early age. The group then went to the viewing platforms to look at the old mine site. (I had to leave at this point due to a puncture which I was able to fix myself the next day thanks to having seen Don Wiltshire do a very helpful demonstration).

Conclusion

Thanks to Ian and Sandra for leading and lunch and all participants for a memorable day and a really positive introduction to the ST4WDC. Thanks also to Don Wiltshire and Ian and Marion McNaught for making their photos available. I especially found talking to other new members and experienced members helpful. Talking to new members helped put me at ease for forthcoming basic training. Equipment wise I have ordered an "under bonnet" compressor more suitable to the task of tyre management.

Photos for this trip are on page 24

“SAFE ONE” BASIC 4WD VEHICLE OPERATION COURSE

The Southern Tablelands Four Wheel Drive Club conducts **two-day weekend Driver Training** exercises, with **Follow-up Days** on the **Sundays, 1 week later.**

Purpose:

To introduce new & old club members to vehicle equipment, daily maintenance, recovery techniques & equipment, and in particular teach them the skills necessary to safely operate their 4WD in a variety of terrains.

Meeting Time/Place:

Service Station in Bredbo (right hand side of highway) no later than **7.00pm** on the Friday evening preceding the course.

**The Club's Education Coordinator is Peter Reynolds,
Tel (h) 6251-1258 or (m) 0428 623-458.**

PLEASE BOOK A PLACE ON ONE OF THESE COURSES WELL IN ADVANCE AND ALSO RING PETER ONE WEEK BEFORE THE COURSE TO CONFIRM ATTENDANCE!

IF YOU DON'T, YOU WILL LOSE YOUR PLACE ON THE COURSE

ONLY ONE DRIVER PER VEHICLE PER COURSE, THOUGH A SUPPORT CREW IS WELCOME.

COURSES FOR 2011 WILL BE HELD ON

19-20 FEBRUARY	WITH FOLLOW-UP ON	27 FEBRUARY
14-15 MAY	WITH FOLLOW-UP ON	22 MAY
17-18 SEPTEMBER	WITH FOLLOW-UP ON	25 SEPTEMBER
12-13 NOVEMBER	WITH FOLLOW-UP ON	20 NOVEMBER

WHAT TO BRING

Yourself & family and a 4WD in good mechanical condition
Camping gear for overnight stay
Food and Cooking gear for 2 days
Chairs to sit on in lessons and around the fire
Recovery gear, if you have it, but not essential
Garbage bags for all your rubbish to take home
Notebook & pen
Camera
A full tank of fuel
Torch
Drinking water.
UHF Radio (optional – talk to Peter)
Front and Rear Recovery Points preferred.

There is a large First Aid Kit at Talooge. Also a large gas BBQ

PLEASE DO NOT BRING PETS OR FIREARMS.

Also coming - Sand and Water October 29-30 and Winching & Recovery June 5 and December 12

Tallaganda Forests

6 March 2011 Alister Nairn



Dan and Anne O'Hara (trip leader)	Toyota 60 Series
Don Wiltshire	Holden Jackaroo
Craig Betts	Toyota Prado
Alister, Brigitte Nairn	Pajero
Peter Ogilvie	Toyota 60 Series
Bradley Burnett	Suzuki Vitara
Mark Hornby, Rose Gorman, Will	Toyota 60 Series
Richard Brand and Trish	Holden Adventura




wires and get the headlight going again. Good lookout from the fire tower (see photo).

If you've never heard of Tallaganda Forest, well it's just a short drive from Queanbeyan, where we all met for a day trip. It was Dan's first trip as a leader and we headed off right on time at 9. (Amazing we were all there on time!) Headed out to Captains Flat, and on the way got some commentary on the history of the place from our leader and as it turned out amateur historian. Tallaganda NP straddles the Great Dividing Range beginning about 10km south of the Bungendore / Braidwood Road, and extends down the range for a distance of nearly 50km.

Pretty cold for this time of year with only a couple of guys in shorts. (Bradley had just moved – recently from Cairns. I don't think the thongs and shorts will see you through the winter here mate!).

Hit the dirt just out of Captain's Flat, and one of Richards expensive high intensity headlights stops working, pretty easy going and then a short climb up to Tower Hill. Richard managed to jiggle a few

After morning tea it was off via the fire trails through the damp rainforest gullies until we reached Lowden Forest Park. Thanks to Dan we found out that it was at this spot that a group of logging contractors established their camp in 1937. Lowden Forest Park was originally known as Donohue and Hopkins Huts – and this is the name you might see on maps rather than LFP. In 1952, a water wheel built by William Hopkins and Spencer





Hush in Queanbeyan was transported to the campsite. There it was installed to generate electricity for the camp and charge batteries (via a generator) for the logging trucks. The wheel and associated weir and water storage areas have been restored and are now in full working order (photo)

Believe it or not, someone suggested a bush walk was in order, and we all headed off down to the leach gully (not its real name). Funny how those things just love some people – particularly the ladies. An interesting 30 minute walk prepared us all for lunch in this pleasant park (leaches and mozzies excepted).

Now we were headed for Bombay fire trail and Jinglemoney FT, prepared to do some track clearing. Sure enough a whopping big gum tree had

blocked the trail, but with a couple of chainsaws Don and Richard set to work. Clearing the tree reminded me of a group of ants and in very little time we'd fixed it. (photos).

Now it was back to Rossi (A rural settlement situated about 16 kilometers NNE of Captains Flat. Population 69 (1961 census). Now an address locality. Rossi is now in Census Collection District 1170603 (incl Hoskinstown and other areas nearby but not Captain's Flat) and population of 162 in 2006 Census.

After airing up, we all set off home after a very enjoyable Sunday. Well done Dan – I'm sure you'll go on to lead many more trips and impart some more local history on the way.



LEE & THOMAS

Auto Electrics

EST.1960

- General Auto Electrical Repairs
- Batteries & Accessories
- Airconditioning Servicing
- Exchange Alternators & Starter Motors



● Car Immobilisers

SHOWROOM & WORKSHOP

@ 95 Grenville Crt

Phillip

6281 1455

OPEN MON - FRI

8.00am - 5.00pm

SATURDAY

8.00am - 12.00



CLIMBING GEAR FOR YOUR 4X4

ARB AIR LOCKERS ARE TOOLS OF THE TRADE FOR SERIOUS 4 WHEELERS. IF YOU NEED TOTAL TRACTION ON DEMAND, YOU NEED AIR LOCKERS – THEY'VE BEEN HELPING 4 WHEELERS CLIMB MOUNTAINS FOR MORE THAN 20 YEARS.

- 100% traction at the flick of a dash mounted switch
- Super strong locking mechanism activated via compressed air
- Ultra durable design using aerospace grade materials
- Easy installation and maintenance
- Over 100 part numbers covering most vehicle models
- Used by the best in the toughest events, from the Outback Challenge to the Xtreme Winch Series

Dana 60 shown with optional diff cover

OUR RANGE INCLUDES:

- ARB BULL BARS & REAR BARS
- ARB SIDE RAILS & STEPS
- WARN & MAGNUM WINCHES
- OLD MAN EMU SUSPENSION SYSTEMS
- IPF LIGHTS
- ARB AIR LOCKERS & AIR COMPRESSORS
- SAFARI SNORKELS
- PERFORMANCE COMPUTERS
- ARB, THULE & RHINO ROOF RACKS
- ARB ROOFTOP TENTS
- ARB RECOVERY EQUIPMENT
- ARB CANOPIES, UTE LINERS & SPORT LIDS
- ARB TOWMASTER TOW BARS
- ARB FRIDGES & DUAL BATTERIES
- FUEL & WATER TANKS
- TYRE ACCESSORIES
- GME RADIOS, SEATS, CARGO BARRIERS, WHEEL CARRIERS & MORE

ACT: 188-190 Gladstone St, Fyshwick 2609
Tel: (02) 6280 7475 Fax: (02) 6239 1124
Email: sales@arb.com.au Web: www.arb.com.au

ARB accessories are available from stores in every state and stockists in most larger regional centres.



Victorian Mountain Magic

22—24 January 2011



Trip Leaders

Greg & Vickie Taylor with Kane

Patrol

Participants

Michael Patrick

Prado

Joe & Sue Briguglio with Anne & Tyler

Patrol

Phil & Sue Rayner with Cass

Cruiser

Rob & Lynne Donaldson with Daniel & Gemma

Cruiser

Frank Wolf

Cruiser

Lindsay & Janet Jones with Craig

Cruiser

Rick & Wendy Holland

Toyota

Tray back (aka Oyster Shack)

Garry & Pauline Lymbery

Navara

Alan & Marj Jones

Prado

Robert & Penny Azzato with Daniel

Range Rover

Paul & Shirley Conn

Prado

closed by National Parks and some of the tracks might be a bit tricky. Greg decided to place each vehicle in the convoy by their ability, winches and experience. This way each vehicle had a back up in front and behind. While forming up the convoy I had my first glimpse of a tray back Cruiser with a white box on the back that looked a mobile Oyster Shack selling seafood, but alas no it was only Rick and Wendy Holland in their mobile love shack.

We then proceeded down the Barry Way towards the mighty Snowy River (sic). The run to the Snowy River was uneventful and to some of the people on this trip they have never been to this area

Greg's meeting point for forming up the Convoy was at Willamsdale and what a great start that was. Four trucks missing. One had to go back because he had forgotten his pillow. The second went back to get his boots and the third had loaded their truck but could not find their keys. The last was a no show and Greg was trying to contact them by mobile – no contact. The positive point was that three trucks were communicating with Greg, either by relay of messages or mobile phones.

Greg organised that we would all make a final form up of the convoy at Nuggets Crossing at Jindabyne. We met at Jindabyne had the usual pies and formed up at Barry Way to wait for the last truck to arrive, it seems it took a while to find the keys. During this wait Greg briefed us that some tracks had been

at all. So, lots of photos of the Snowy River were taken. It was interesting to note that with all the rain the river was still flowing at the same level as per during the drought. The dams have done well but the river is pathetic. I had Greg and Vickie's feral son Kane with me in my truck and it was about this time when Greg was not having much luck with the group getting a volunteer for the written report. He was talking about playing spin the bottle at that night's camp. So, in chimes Kane (the feral son) volunteering yours truly for the report. Some terse words were said - like father like son...

We departed the Snowy River and headed up the Ingeegoodbee track and had an easy drive to Mount Menaak. Views of the mountains from here were fantastic. We could see some rain squalls developing and the odd rumble of thunder so we had a quick bite to eat and headed off again. Descending from Mount Menaak we encountered a tricky section that did require correct wheel placement as the ruts were quite severe.

The convoy then proceeded to McFarlanes track which was in good condition and then into Cobberas track. Now at this time we were encountering light showers, hail and lightning strikes all around us. Cobberas track has had a hard time in certain sections as there were lots of wash out and one section that was very severely rutted



Victorian Mountain Magic

22—24 January 2011



and had some large holes. On arriving here I found Greg sitting at the top of the section calling up each truck separately. It was a tough section and your line and speed had to be spot on. Marj and Alan were in front of me so I had a good picture of where to go. Unfortunately Marj and Alan ran out of puff with only a metre to go and got hung up. A quick pull from the vehicle in front and they were out.

My turn now so off I went and made it to the top okay but there were lots of bangs and bumps from underneath my truck. It's so easy to tackle something tricky when you have some one in front to show you the way.

Most trucks got up okay; Garry got hung up on a long flat rock under his truck. But thanks to Joe (Horse Fly Killer) and mobile instructor we added a rock here and a tree branch there and just by lifting this vehicle only about 10cm Garry was out and on his way.

Rob and Lynne had a good run and bashed their side step at the top and then Phil had his run. Phil took the left hand side and made it up okay but also bashed his side step.

By the time we had all made it to the top of this section it was getting late in the day, so a quick run to Native Dog Flat to set up camp.

While setting up camp at Native Dog it started to rain lightly. I was lucky as I had only had a swag and an awning, so a quick setup for me, as for the tent owners a bit of a damp setup.

Some intrepid adventurers actually got a fire going, but with showers on and off all night it happy hour was held by going from tent to tent in between showers.

We congregated under awnings and discussed what had happened on today's run. Interesting point to note was the noises coming out of the Oyster Shack, I did hear a rumour later that the Shack turned into a Casino with Marg being a bit of a Card Shark. (I suppose Sharks and Oysters go together)

Sunday was a wet pack up with more overnight rain and no time to dry out. My swag had a small pool of water in the bottom.

We departed Native Dog and proceeded along Limestone Creek track which is quite pleasant little drive, you could smell the peppermint gum scent in the air. Now this track decided to throw in one section which care had to be taken. All bar one got through this section. Garry in his Navara picked up a large boulder which rolled under his vehicle and caused him to get hung up. Under the assistance of Joe (Horse Fly Killer) The Mobile Instructor Garry and Lindsay he and Pauline were soon mobile again. All was well we thought, but no, Garry had diesel leaking from his fuel tank. We positioned the vehicle over a spoon drain and tried to find the source of the leak. We could see it was originating from the top of tank but had no way of accessing the tank. It was decided that Michael and Frank would escort Garry out to Limestone road so he and Pauline could head back to Canberra for repairs – a disappointing end for their trip but we were heading further into a wilderness area and it would be risky for Garry and Pauline to continue with the convoy. The rest of the group headed on

Michael Patrick would like to add a big thank you to the Lymbery family for their donation of a Tent, Sleeping Mat and a Sleeping Bag. This has made a ten year old boy very happy and he will be seen with me in the future on trips.

Victorian Mountain Magic

22—24 January 2011



to Buckwong Hut to lunch and wait for me and Frank to return,

Because I was away from the convoy escorting Garry out, two young ladies Cassie and Gemma ages 8 & 9 decided to write their bit for the report.

We met at Willams Dayle and some were late. Greg missed a road and went back

It rained and rained and some of us slept in a roof top tent and others were in a tent. Michael slept in swag.

Greg slipped in the water.

We went up hills and down through the water. Greg lost his aerial and picked it up.

Garry got stuck and put a hole in his fuel tank. Michael and Frank went with Garry to help get him out of the Forrest and were back for lunch.

Cassie Rayner and Gemma Donaldson



Frank and I left Garry on Limestone road and proceeded back along Limestone track to meet up with convoy at Buckwong hut for lunch. While heading back along Limestone creek Frank and I came to a deep water crossing. Now we knew that Greg and the convoy had crossed okay but which line did they take. I couldn't see any Post It Notes stuck anywhere telling where to go. So being lazy I crossed, without walking the crossing.

Now it turns out that Greg did walk the crossing

and the water was quite cold. Photos were taken, how ever due to this being a family magazine the photos cannot be displayed because I do not want to upset the readers with some thing came out of the deep.

Frank and I finally met up with the convoy at Buckwong hut and we had lunch. There were some other idiot fourbies here and some were on steroids with big tyres. These idiots were putting their wheels into the water filled pot holes in the tracks and doing massive wheel spins making the pot holes bigger. After we left to head to our next camp site, I pondered about these fools and regretted not taking photos of their number plates and reporting them to National Parks. I will be from now on.

We proceeded to Mount Hope Road and were looking for the turn off onto Tom Groggin track but alas our Trip Leader could not find it. But it was there hidden on the right. We then proceeded to Buenba Flat for camp.

Buenba Flat camping area is quite nice it is well set out with camping areas and a flowing creek running through our camp site. Please note there are no toilets here so we had to improvise with digging a communal toilet and using the tent and plush seat provided by Lindsay and Janet – thanks!

This place also had some very large horse flies, which kept every body on the alert for the dreaded bite. Now Joe (Horse Fly Killer) was also on the alert and landed a very large slap on my leg, supposedly to kill a horse fly. If there was a horse fly there I would rather have it bite me than being protected by Joe (Horse Fly Killer) with his almighty slaps. (Couldn't walk for a month).

We all enjoyed a great afternoon sitting around in the sunshine enjoying happy hour. The rain had long gone and the gear was all drying out nicely. Some went for a dip in the creek and then a pot luck communal dinner was enjoyed by all with very few left overs.

Monday morning rise and shine and pack up. We did not get any rain last night so a nice dry pack up. We proceeded along Buenba Road to Mount Gibbo track. This track had some nice ruts and holes and

Victorian Mountain Magic

22—24 January 2011



wheel placement was definitely required.

We ran along Mount Anderson track to Mount Pinnibar track to Tom Groggin and had lunch at Dogmans Hut where we met up with Rob Dobson and his neighbour Frank. Rob could not join us on the trip because of a severe bout of man flu – just terrible. But he did recover enough to do the day trip to Mt Pinnibar with Frank. We hit Mt Pinnibar too early to meet with Rob and Frank so via HF radio arranged to meet at Dogmans Hut.

After lunch we had a debrief and headed back to Canberra.

Highlights

Marj & Alan required a gentler tug

Greg broke his HF aerial

Michael broke his UHF aerial

Rob bashed his side step

Phil bashed his side step

Michael did not bash his side step this year

Garry new long range fuel tank leaking

Greg loses shackle

Joe (Horse Fly Killer) had a saw hand.

Craig ran into Joe and Sue's awning post – both wobbly after

Michael had to do the trip report because a certain feral teenager volunteered him

Cassie and Gemma wrote a trip report

Michael did not have to do the dishes once

A great communal dinner

Thank you Greg and Vickie for a great trip. Next time leave Feral no 4 behind (Okay bring him along next time he was good company)

New Members Picnic Photos

See Report on page 16





7 YALLOURN STREET FYSHWICK ACT

T 62806488

F 62804085

sales@airandheat.com.au

www.airandheat.com.au

**Frank and Elliott Wolf
are authorised dealers for**



Getting Rid of that Pesky Dust!!

Rob Dobson



My old 1999 GU Patrol used to let quite a lot of dust into the passenger cabin through the dust seals on the doors. I had assumed that this was because of the age of the vehicle and that the door seals were probably compressed to the point where they did not completely seal any more. I thought that this problem would be well and truly solved when I bought my new second hand Landcruiser Sahara which was still in showroom condition. This, however, was not the case as I discovered on the Canning Stock Route trip. Dust was being sucked through the door seals by, what I believe was, the slightly depressed pressure in the cabin caused by the air rushing past the cabin exhaust vents. The dust ingress can be seen in the two pictures below. It may not seem like a lot of dust, but it becomes very annoying when you are living with it day after day for weeks on end.



By positively pressurising the truck cabin, the air will be forced out through the door seals rather than being sucked in and so dust should not enter the vehicle except for that caused by other traffic going in the same or opposite direction and being sucked through the air intake. A vehicle can be pressurised slightly by blocking up the cabin air exhaust vents and having the fan on 'fresh' air at a suitable level. The picture below shows the Landcruiser 100 series cabin air exhaust blocked by 1000mph tape. After a 14,000 km outback trip with the pressurised cabin, some of it through the worst bull dust I have experienced, the inside of the truck was spotless except for the dust that was caused by other vehicles passing or some bonehead (me) opening the door after we had stopped but before the trailing dust cloud had settled.



Getting Rid of that Pesky Dust!!

Rob Dobson



The pressure differential from the outside to the truck cabin can be measured by using a length of thin clear plastic tubing partially filled with water. Put one end outside the truck by passing it on the door seal and firmly closing the door, being careful not to completely squash the tube so that the air can still flow. Turn on the fan to level of interest and measure the difference in height of the water columns. Make sure all of the doors and windows are tightly closed.


1cm of water height corresponds to 0.01425psi (I know I am using mixed metric and imperial units of measure, but most people seem to prefer psi for pressure measures).

Stockton Beach Clean Up

About 10 tonnes of rubbish and other items were collected by a record 500 volunteers and helpers during the annual Stockton Beach Clean Up in late October. Many members of 25 4WD clubs contributed their own time to clean the beach from Birubi Point to Stockton. Volunteers found two World War II shell casings for which police and military personnel were called to dispose the items.

Getting Rid of that Pesky Dust!!

Rob Dobson



Caution: Noting that the rear tailgate and door is about 2500 square inches in area there can be a lot of force on the tailgate locks caused by a modest increase in air pressure. The following are some of the readings measured and the corresponding calculated pressure on the tailgate:

Fan Level 5:	4.0cm of water = 0.0570psi =143 pounds (64.9kg) force on tailgate
Fan Level 4:	2.2cm of water = 0.03135psi =79 pounds (35.8kg) force on tailgate
Fan Level 3:	1.5cm of water = 0.02137psi =53.9 pounds (24.4kg) force on tailgate
Fan Level 2:	0.7cm of water = 0.00975psi = 24.6 pounds (11.1kg) force on tailgate
Fan Level 1:	0.1cm of water = 0.00142psi = 3.6 pounds (1.6kg) force on tailgate

I found that running the fan on level 5 caused the tailgate lock to ‘pop’ to the second level allowing some air to escape. Once I cleaned all of the dust out of the locks this did not happen again, however, we ran the fan on level 4 after that.

Checking Your Door Seals

Door seal integrity can be checked by using an old tube of lipstick and carefully smearing it around the rubber seal where the door meets the rubber. The following photograph shows the result on our camping trailer gull wings. I used the camping trailer to illustrate this, as the lipstick shows up more clearly on a white background.

Getting Rid of that Pesky Dust!!

Rob Dobson



Club Clothing

The Club clothing or a name badge can be ordered from Kathy Solomos at the monthly Meetings.
Payment for any item is expected when ordering.

Jackets:	\$75:00
Shirts:	\$37:50
Vests:	\$47:50
Caps:	\$15:00
Hats:	\$15:00
Beanies:	\$15:00
Name Badges:	\$12.00
Rugby Tops:	\$48:00

Kathy Solomos 0402 051 623



For Sale



1995 80 Series Toyota Landcruiser

Petrol with 265000 kms

Non Standard Extras Include

Cruise Control

Tow Bar

Dual Batteries with 100amp Redarc smart charger system (1x Deep Cycle Battery, 1x Standard Battery)

50mm lift in suspension - Coney Shocks with Lovell springs

2x Rear mounted 12V sockets, 1x Cig style and 1x caravan

ORS Fridgepack2 Medium drawer system (A medium sized fridge on a pull out slide and two drawers for stuff)

Cargo barrier

40 Channel UHF radio + antenna

Diff breathers have been raised to top of the engine bay

Roof Racks (Rhino Bars)

matt@gaul.com.au or 0402 840 352

5 tyres: 1 brand new (spare) and 4 nearly new (with 10,000 km) . Good Year Wrangler Silent Armour, All Terrain 245/75/17. \$800 the lot.

Please phone Boris on 0412 766 532

Springs, rear to suit 95 series Prado, medium duty Old Man Emu OME890. Done easy 22K kms over 21 months. Excellent cond. \$75 pair.

Richard 0402 333 747.

Redback Explorer heavy duty off-road camper trailer built mid 2007; galvanised body; large alloy storage box at front; 16 ins wheels; on-board battery; 16' x 8' 6" camper top plus 8' awning; 12v wiring with 4 outlets; electric brakes plus over-ride as back-up; 70 lit water tank; kitchen on tailgate with gas stove and grill; queen size mattress; storage frame in body of trailer; excellent condition and well below current replacement cost. \$15,900 Call David Whight on 0438882696"

Around Town Plumbing Services

ABN: 11 227 406 122

For all your plumbing needs !

We have been in business for 13 years, specialising in plumbing maintenance in and around the Canberra area.

Call us for:

- General plumbing maintenance
- Commercial plumbing
- Installation of dishwashers
- Backflow prevention and testing
- Gas fitting
- Toilet and tap repairs
- CCTV inspection of blocked drains
- Installation of hot water units
- In-wall cisterns
- Ejector pumps and grease traps
- Burst pipe repairs and replacement
- Drain cleaning - electric eel, mini-eel & high pressure cleaning



We offer a 10% discount on Labour to club members

Call Rob or Lynne on 0418 631 669

www.aroundtownplumbing.com.au





SOUTHERN TABLELANDS FOUR WHEEL DRIVE CLUB Inc

GPO Box 2122, Canberra ACT 2601

MEMBERSHIP

Categories of Membership

Full details of the categories of Membership of the Southern Tablelands Four Wheel Drive Club Inc. (ST4WDC) can be found in the Constitution of the club. The following is a summary of the key differences:

'Owner Member'

Owner membership of the Club may be open to any person interested in the furtherance of the objects of the Club, who is an owner or part owner (at least 10%) of a four wheel drive vehicle registered in Australia. The partner of an owner-member has all the privileges of an owner-member.

'Associate Member'

Any person interested in the furtherance of the objects of the Club may be eligible for associate membership and entitled to vote at any general meeting but shall not be entitled to a vote at the annual general meeting or at any special general meeting. An associate member is not able to be a committee member of the club.

'Competition Member'

Any person interested in the furtherance of the objects of the Club but wishing to join the club for the principal purpose of participating in 4WD competition events may join as a 'Competition Member'. A competition member is not entitled to a vote at the annual general meeting or at any special general meeting, and is not able to be a committee member.

'Family Member'

Family membership is extended free of charge to those persons who are the immediate family of an Owner Member or an Associate Member provided that they are under the age of 21 and are domiciled under the same roof. Family Members who have already completed the Basic Driver Training course are entitled to a 50% reduction in the Owner Member Joining Fee provided they become Owner Members before their 22nd birthday.

'Life Member'

Life membership of the Club may be extended to any owner member who has been a member of the Club continuously for at least 10 years and has in the opinion of the Club Committee, contributed significantly to the endeavours of the club. Life members pay no annual membership fee.

Approval of Membership

Applications for membership of the ST4WDC are subject to approval by the club committee. The Club reserves the right to refuse a person membership. Reasons may be given at a meeting of the committee and the applicant.

Membership Entitlements

Membership of the ST4WDC entitles Owner Members (including Partners), and licensed Registered Family of Owner Members to attend the Club's training courses and to make use of the Clubs 700ha property Talooge Park. Participation as a driver on other than Grade 1 trips requires successful completion of the Basic Driver Training course, or recognised equivalent prior learning / qualification approved by the Club's Education Coordinator. Grades 4 and 5 trips also require advanced training. Details of Trip Grading can be found in **Southern Trails**, the Club magazine issued monthly (except January) to all Owner Members, Associate Members and Life Members.

Membership Fees

An initial joining fee and an annual membership fee are payable as follows:

Membership Category	Joining Fee	Annual Membership
Owner Member	\$230(Note 1)	\$100 (Note 2)
Associate Member	Nil	\$50
Competition Member	Nil	\$50

1. Plus Annual Membership. A re-joining Member may be entitled to a reduced Joining Fee.
2. The Annual Membership Fee for new applications received after the July General Meeting is reduced to \$50.

The Club membership year extends from 1 January to 31 December.

To Join the ST4WDC

Please complete the New Member Application form on the reverse and forward together with your payment to:

**Membership Secretary, ST4WDC,
GPO Box 2122,
Canberra ACT 2601**

Payment can be made by Bank Transfer to: **Account Name:** 'Southern Tablelands 4WD Club Inc'; **BSB:** 112-908; **Account No:** 040 037 027 (**please include your name as a reference to identify the payment**), or by Cheque or Money Order payable to the **Account Name above**.

You may also attend a monthly meeting (held on the second Tuesday of the month at the Canberra Deakin Football Club, Grose St. Deakin at 7:30PM) and hand the form with payment (cash acceptable) to the Membership Secretary. For additional information, contact the Membership Secretary by Email at Membership@ST4WDC.Org.au.



SOUTHERN TABLELANDS FOUR WHEEL DRIVE CLUB Inc

GPO Box 2122, Canberra ACT 2601

NEW MEMBER APPLICATION

Membership requested (Tick): - Owner Member - Associate Member - Competition Member

Please complete the following. Completion of shaded boxes is essential, others are optional.

Essential entries	Member 1	Member 2 (Partner)		
Preferred first name, last name:				
Address:				
City/Suburb:		State:		Postcode:
Home Phone:				
Mobile Phones:				
Home Email:				
Work Phones:				
Work Email:				
<i>As a means of rapidly disseminating priority information, the Club occasionally makes use of Email to all members who have provided an Email address (which is hidden from other recipients), or SMS to all those who have provided a Mobile Phone number. You will receive these automatically unless you indicate otherwise. Default is shown in Bold Print.</i>				
Accept Club SMS:	Yes / No		Yes / No	
Send Club Email to:	Both / Home / Work / Neither		Both / Home / Work / Neither	
	of the Email Addresses provided above.			
Employer:				
Occupation:				
Vehicle (Make & Model):				
Reg'n State Colour:				
Camper Trailer (if applicable)				
Registration No State:				
Please register these 'Family' Members? Must be under 21 years, reside with Principal Member or Partner, and be Licensed or Learning to Drive. Please provide both Names and Dates of Birth .	Name(s):			Dates of Birth:
Are you a returning Member? Yes / No	If 'Yes', what was your last Membership Year?			
How did you find out about the ST4WDC?				
Payment of fees (\$) made by (Please indicate): Bank Transfer / Cheque (enclosed) / Money Order (enclosed) / Cash				
Signature(s): Upon acceptance of this application, then for the duration of my Membership, I agree to abide by the Constitution and By-laws of the Southern Tablelands Four Wheel Drive Club Inc, as they apply from time to time.				
Signed:				Date:

Completed Form and payment should be submitted to the Membership Secretary at a monthly meeting, mailed to the above address, or scanned and Emailed to Membership@ST4WDC.Org.

Membership Secretary use only.		
Form & fees received:	Fees banked:	Application Accepted:
Joining Fee paid: \$.....	Total received: \$.....	Receipt Number:
Database updated:	Membership Card Issued:	Membership package despatched:
Other comments:		WEB access arranged:.....

Revision 5 – Jan 2011